


Mean, Median, Mode and Range – Calculating mean, median, mode and range



Example

Find the mean, median, mode and range of the following data values.

4, 5, 5, 6, 6, 7, 7, 7, 8, 8, 9, 9, 10, 11, 12, 14, 17.



Mean = 8.5 (sum of the numbers divided by the number of numbers).

Median = 8 (middle number after they have been put in order).

Mode = 7 (most frequently occurring number).

Range = 13 (maximum – minimum).



Find the mean, median, mode and range of the following.

- 4, 5, 6, 7, 8, 8, 9, 9, 9, 10, 10, 13, 15, 18, 21, 24, 30, 31, 32, 35.

.....

.....

.....

.....

.....

.....

- 11, 14, 15, 17, 18, 21, 21, 23, 27, 27, 27, 28, 28, 28, 29, 29, 29, 29, 32, 40, 41, 43, 44, 45, 45.

.....

.....

.....

.....

.....

.....



Application Problems



- Elaine measured the height of each of the 15 trees on her property (in metres). The heights are listed below.

2.34, 3.41, 3.45, 3.56, 3.67, 3.78, 3.89, 4.12, 4.17, 4.56, 4.65, 4.75, 4.82, 5.23, 5.78.

Calculate the mean, median, mode and range for the data.

.....

.....

.....

.....



- The number of runs Alec scored during the cricket season are listed below.

23, 13, 18, 0, 45, 0, 37, 0, 29, 18, 41, 28, 0, 18, 24, 29, 13, 31, 100, 40, 23, 39, 31, 37, 19.


Calculate his mean, median, mode and range for the season.

.....

.....

.....

.....



Problem Solving



Hayley has averaged 20 runs in her first 5 innings for her team. What is her total to date? What must she score next time to increase her average to 25?



.....

.....

.....

I found this work

Proportion completed



Easy



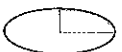
OK



Difficult



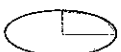
None



Few



Half



Most



All

Date: