

## Summary

### Test Identification

<b>Name</b>	2016 MAT SW 1.6
<b>Date Created</b>	26 Jan 2016
<b>Date Modified</b>	24 Mar 2016
<b>Subject</b>	Mathematics
<b>Status</b>	SCORED
<b>Sequence Number</b>	568441
<b>Total Test Time</b>	57 minutes
<b>Delivery Method</b>	Onscreen

### Curriculum Strand

<b>Algebra</b>	14	<b>Statistics</b>	14
<b>Number Sense &amp; Operations</b>	13		

### Curriculum Level

<b>5B</b>	2	<b>5P</b>	3	<b>5A</b>	1
<b>6B</b>	14	<b>6P</b>	13	<b>6A</b>	10

### Cognitive Processing

<b>Surface</b>	21	<b>Deep</b>	27
----------------	----	-------------	----

### Slider Settings

<b>Strands</b>		<b>Level</b>	
<b>Number Sense &amp; Operations</b>	Most	<b>Level 6</b>	Most
<b>Algebra</b>	Most		
<b>Statistics</b>	Most		

**Marking Guide : 2016 MAT SW 1.6**

Q.No	Marking Key
1	c
2	c
3	c
4	a
5	d
6	c
7	c
8	c
9	d
10	b
11	c
12	b
13	a
14	d
15	e
16	a
17	a
18	c
19	b
20	c
21	b
<u>22</u>	1 -- e, 2 -- f, 3 -- d, 4 -- b 'All correct for one mark.'
23	d
24	b
25	d
<u>26</u>	true, true, false 'All correct for 1 mark.'

---

**Instructions**

**Underlined Questions** e.g. 10 :Use teacher judgement. Give 1 if answer matches marking guide (unless otherwise instructed). For incorrect answers give 0 (zero).

**All other Questions:** Enter the response chosen by the student using letters. For example, 'a' for the first option; 'b' for the second option; 'c' for the third option and so on.

**Questions Not Answered:** Enter a dash (-).

Q.No	Marking Key
27	d
28	a
29	d
30	b
31	b
32	c
33	b
34	a
35	a
36	$-4xy(2x-3y+1)$ or $4xy(-2x+3y-1)$ (or equivalent)
37	b
38	b
39	d
40	c
41	\$300
42	d
43	b
44	a
45	d
46	true, true, false 'All correct for 1 mark. (rational, rational, irrational)'
47	a
48	d

---

**Instructions**

**Underlined Questions** e.g. 10 :Use teacher judgement. Give 1 if answer matches marking guide (unless otherwise instructed). For incorrect answers give 0 (zero).

**All other Questions:** Enter the response chosen by the student using letters. For example, 'a' for the first option; 'b' for the second option; 'c' for the third option and so on.

**Questions Not Answered:** Enter a dash (-).

Choose a circle to show how much each sentence is like you

Very Unlike Me 1	Unlike Me 2	Like Me 3	Very Like Me 4
---------------------	----------------	--------------	-------------------

**01.** I like maths at school.

<input type="radio"/>	<input type="radio"/>	<input type="radio"/>	<input type="radio"/>
-----------------------	-----------------------	-----------------------	-----------------------

**02.** I am good at maths.

<input type="radio"/>	<input type="radio"/>	<input type="radio"/>	<input type="radio"/>
-----------------------	-----------------------	-----------------------	-----------------------

**03.** My teacher thinks I am good at maths.

<input type="radio"/>	<input type="radio"/>	<input type="radio"/>	<input type="radio"/>
-----------------------	-----------------------	-----------------------	-----------------------

**04.** My Mum and Dad think I am good at maths.

<input type="radio"/>	<input type="radio"/>	<input type="radio"/>	<input type="radio"/>
-----------------------	-----------------------	-----------------------	-----------------------

**05.** I enjoy doing maths in my own time (not at school).

<input type="radio"/>	<input type="radio"/>	<input type="radio"/>	<input type="radio"/>
-----------------------	-----------------------	-----------------------	-----------------------

**06.** I enjoy doing things in maths that I haven't tried before.

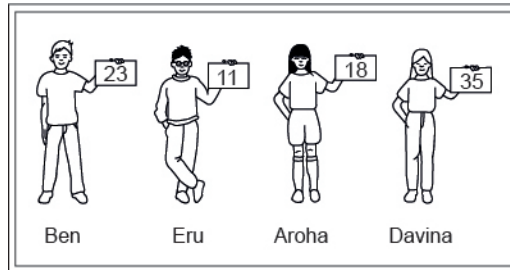
<input type="radio"/>	<input type="radio"/>	<input type="radio"/>	<input type="radio"/>
-----------------------	-----------------------	-----------------------	-----------------------

ADMINISTER ONSCREEN ONLY

## Practice Questions

These practice questions are to help you understand how to show your answer for different types of questions.

**P01.** Who is holding a card with an even number on it?

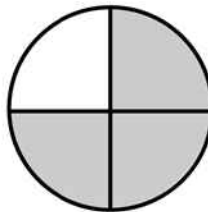


- Ben
- Eru
- Aroha
- Davina

**P02.** Complete this number pattern.

2, 4, \_\_\_\_\_, \_\_\_\_\_, 10

**P03.** What fraction of this circle is shaded?



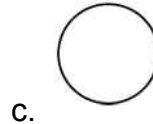
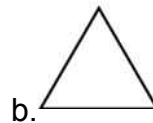

\_\_\_\_\_



**P04.** Match the sentence with the correct shape.

1. I have three sides

2. I have 4 sides



**P05.** Which numbers make this number sentence **TRUE**?

$$2 + \star > 5$$

1

2

3

4

5

**P06.** Put the numbers 1, 2, 3, and 4 in the boxes to order these numbers from biggest (1) to smallest (4).

3

7

2

0

**P07.** Select whether the following statements are True or False.

In the number 213, the value of 1 is ten.

**TRUE**

**FALSE**

In the number 504, the value of 5 is fifty.

**ADMINISTER ONSCREEN ONLY**

01. The graph below shows the dollar amounts of a manufacturer's annual sales during a 4 year period.

Which of the following is closest to the mean of the domestic sales for this 4 year period?



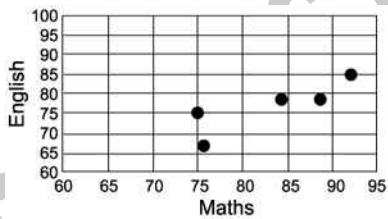
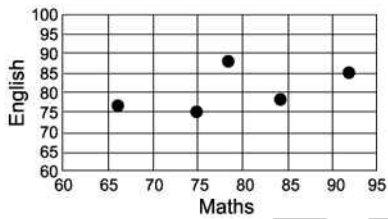
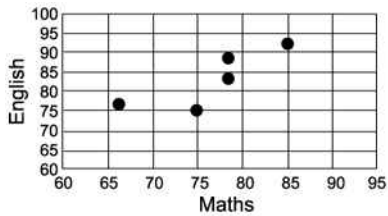
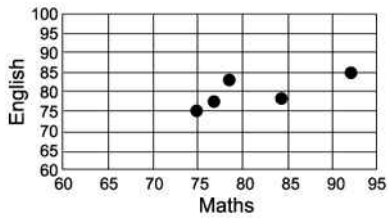
- \$5 million
- \$5.5 million
- \$6 million
- \$6.5 million

ADMINISTER ONSCREEN ONLY

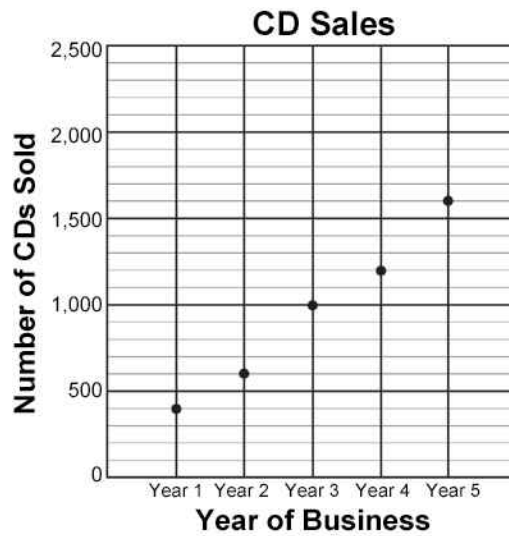


02. The table shows the Maths and English scores of Art and 4 of his friends. Which scattergram correctly shows the relationship between Maths and English scores for the group of friends?

Student	Maths	English
Art	84	78
Bonnie	67	76
Cathy	92	85
Don	75	75
Ellie	78	88



**03.** The graph shows the number of CDs sold each year at a small music store. If the number of CDs sold each year continues to increase as shown in the plot, which is the **BEST** prediction of the number of CDs the store will sell during its 8th year of business?



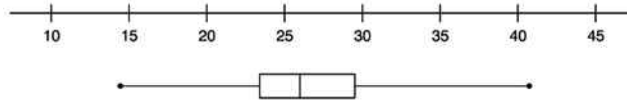
- 3400
- 3000
- 2400
- 2000

**04.** Which of the following pieces of information would **NOT** be useful in deciding what type of car is the **MOST** economical to drive?

- Median income of drivers
- Range of insurance costs
- Average kilometres per litre
- Typical cost of repairs per year
- Cost of routine maintenance

05. The box-and-whisker graph shown below represents the results of a survey of the estimated petrol mileage of 100 car models.

Which statistics (mean, median, mode, range) can be determined from this graph?



- Mean only
- Median only
- Range and mean
- Range and median

06. For the set of values, determine which of the following statements is **TRUE**.

**{ 25, 32, 38, 38, 42, 45, 46, 54 }**

- i. The median of the set is 40
- ii. The mean of the set is 40
- iii. The mode of the set is 40

- i only
- ii only
- i and ii only
- ii and iii only

07.  $2^4 \times 3^4$  is the same as

- $5^4$
- $5^8$
- $6^4$
- $6^8$

08. Which equation is equivalent to  $4(2 - 5x) = 6 - 3(1 - 3x)$ ?

- $8x = 5$
- $8x = 17$
- $29x = 5$
- $29x = 17$

09. Janis ate  $\frac{1}{3}$  of the cake. Maija ate  $\frac{1}{4}$  of the cake. Their mother ate  $\frac{1}{5}$  of the cake. How much of the cake is left?

- $\frac{9}{12}$
- $\frac{3}{12}$
- $\frac{47}{60}$
- $\frac{13}{60}$

10. Which following point on the number line is closest to  $\sqrt{N}$ ?



- A
- B
- C
- D
- E

11. A scientist is comparing the weights of the four molecules listed in the table shown. Which of these molecules is the heaviest?

WEIGHTS OF MOLECULES	
Salt	$9.350 \times 10^{-28}$
Pure water	$2.879 \times 10^{-26}$
Hydrochloric acid	$5.832 \times 10^{-22}$
Potassium hydroxide	$8.976 \times 10^{-24}$

- Salt
- Pure water
- Hydrochloric acid
- Potassium hydroxide

12. What is  $\frac{x^2 - 4xy + 4y^2}{3xy - 6y^2}$  reduced to lowest terms?

- $\frac{x - 2y}{3}$
- $\frac{x - 2y}{3y}$
- $\frac{x + 2y}{3}$
- $\frac{x + 2y}{3y}$

13. Which is an irrational number?

- $\sqrt{5}$
- $\sqrt{9}$
- $-1$
- $-\frac{2}{3}$

14. Calculate  $4\frac{3}{4} - 3\frac{1}{2} \times 1\frac{2}{7}$

- $1\frac{17}{28}$
- $9\frac{1}{4}$
- $1\frac{3}{4}$
- $\frac{1}{4}$

15.  $\frac{6 \times 10^3}{3 \times 10^5} =$

- $0.5 \times 10^2$
- $2 \times 10^2$
- $2 \times 10^{0.6}$
- $0.5 \times 10^{-2}$
- $2 \times 10^{-2}$

16. If  $x^2$  is added to  $x$ , the sum is 42.  
Which of the following could be the value of  $x$ ?

- 7
- 6
- 14
- 42

17. A **linear** relationship between  $x$  and  $y$  is shown in the table below. What is the value of  $a$ ?

$x$	-5	.....	0	1	2	3
$y$	$a$		5	2	-1	-4

- $a = 20$
- $a = 3$
- $a = 8$
- $a = -10$

18. A study was conducted to determine the effectiveness of varying amounts of vitamin C in reducing the number of common colds.

A survey of 450 people provided the following information.

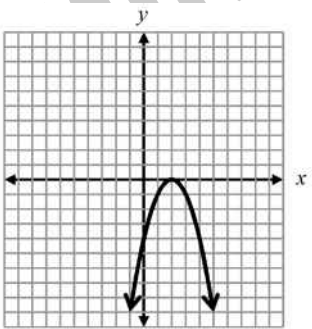
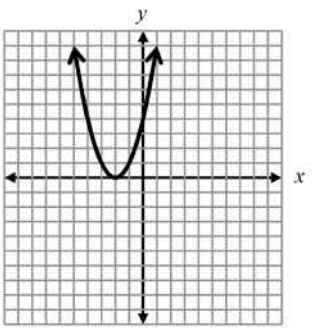
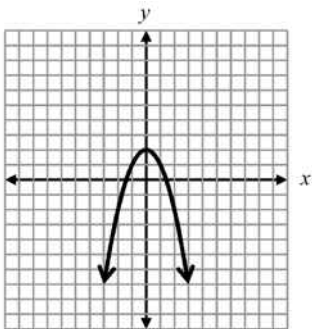
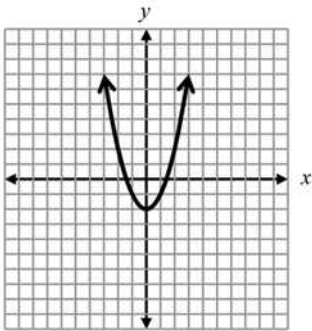
Which of the following statements would be a valid conclusion from this table?

	Daily amount of Vitamin C taken		
	None	50 mg	100 mg
No colds	57	26	17
At least one cold	223	84	43

- The data proves that vitamin C reduces the number of common colds.
- The data proves that vitamin C has no effect on the number of common colds.
- There appears to be a strong association between the consumption of vitamin C and the occurrence of common colds.
- There appears to be little association between the consumption of vitamin C and the occurrence of common colds.
- Since common colds are caused by viruses, there is no reason to conclude that vitamin C could have any effect.

19. Which of the following represents the graph of the equation below?

$$y = -x^2 + 2$$



STER ONSCREEN  
ONLY

Use the following information to answer question 20..

Mary did a survey of the different after school activities of 12 students.  
The results are as follows.



Student	A	B	C	D	E	F	G	H	I	J	K	L
Hours playing sport	2	0	1	2	0	0	4	1	2	2	1	0
Hours watching TV	3	3	5	6	1	4	2	4	4	1	5	3
Hours on homework	0	4	1	0	3	2	1	2	0	0	1	3

20. Mary said "Students who spend more time watching TV, spend less time playing sport."

What would be the **BEST** graph to show this?

- Pie graph
- Box and whisker
- Scattergraph
- Pictograph

End of Section

21. There are two numbers with the following properties.

- 1) The second number is 3 more than the first number.
- 2) The product of the two numbers is 9 more than their sum.

Which of the following represents possible values of these two numbers?

- 6, -3
- 4, -1
- 1, 4
- 3, 6

22. Match up each line of her working, with a description.

Moana wants to concrete her drive, which is about 12 metres long, 3 metres wide and 100 mm thick. Concrete costs \$160 per cubic metre. The following are **some** of her calculations.

- |                          |                             |                                |
|--------------------------|-----------------------------|--------------------------------|
| <input type="checkbox"/> | 1. $12 \times 3$            | a. Thickness of concrete       |
| <input type="checkbox"/> | 2. $12 \times 3 \times 0.1$ | b. Rounded cost                |
| <input type="checkbox"/> | 3. $3.6 \times 160$         | c. Cost per square metre       |
| <input type="checkbox"/> | 4. 580                      | d. Cost of concrete            |
|                          |                             | e. Surface area of drive       |
|                          |                             | f. Volume of concrete required |

23. A certain company keeps a list of 50 employees and their annual salaries. When the salary of the very highly paid president is added to the list, which of the following statistics is **MOST** likely to be approximately the same or nearly the same for the original list and the new list?

- The highest salary
- The range
- The mean
- The median
- The interquartile range

24. Tina solved a quadratic equation and found the solutions to be  $-\frac{3}{2}$  and 6. Which of the following is equivalent to the quadratic equation that Tina solved?

- $(x - 6)(3x + 2) = 0$
- $(x - 6)(2x + 3) = 0$
- $(x + 6)(2x - 3) = 0$
- $(x + 6)(3x - 2) = 0$

25. A set contains the numbers

$\frac{8}{2}$ ,  $-2.3$ ,  $0$ ,  $\frac{2}{7}$ ,  $\sqrt{9}$ ,  $0.\dot{3}\dot{1}$ ,  $\sqrt{15}$ ,  $-12$ ,  $2\pi$

Which of the following statements is **TRUE**?

- The set contains 8 irrational numbers
- The set contains 7 irrational numbers
- The set contains 3 irrational numbers
- The set contains 2 irrational numbers

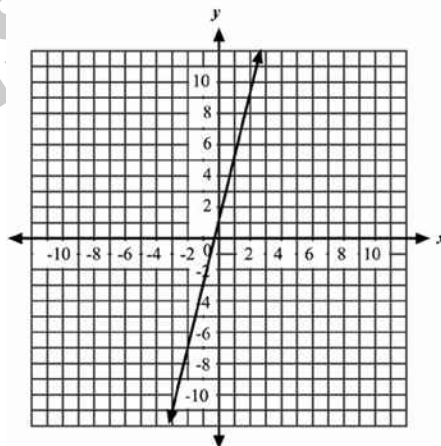
26. Select **TRUE** or **FALSE** for the statements below.

When using a negative scale factor of enlargement -

- |   | <b>TRUE</b>           | <b>FALSE</b>          |
|---|-----------------------|-----------------------|
| Object and image are on different sides of the centre of enlargement. | <input type="radio"/> | <input type="radio"/> |
| All sides are multiplied by the same scale factor.                    | <input type="radio"/> | <input type="radio"/> |
| The area of the images is always larger than the object.              | <input type="radio"/> | <input type="radio"/> |

27. The graph of  $y = 4x + 1$  is shown.

How would the graph change if the 4 in the equation were replaced with a 2?

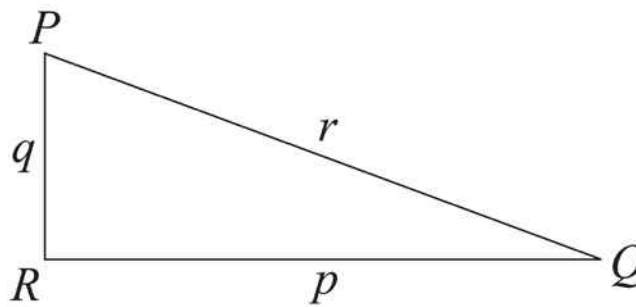


- The line would be parallel with a shift up of 2 units.
- The line would be parallel with a shift down of 2 units.
- The line would have a greater slope, but it would pass through the y-axis at the same point.
- The line would have a lesser slope, but it would pass through the y-axis at the same point.

28. Which of the following could be the next step in solving the equation  $3(x + 2) = 3 - (x + 1)$ ?

- $3x + 6 = 3 - x - 1$
- $3x + 2 = 3 - x - 1$
- $3x + 6 = 3 - x + 1$
- $3x + 5 = 3 - x + 1$

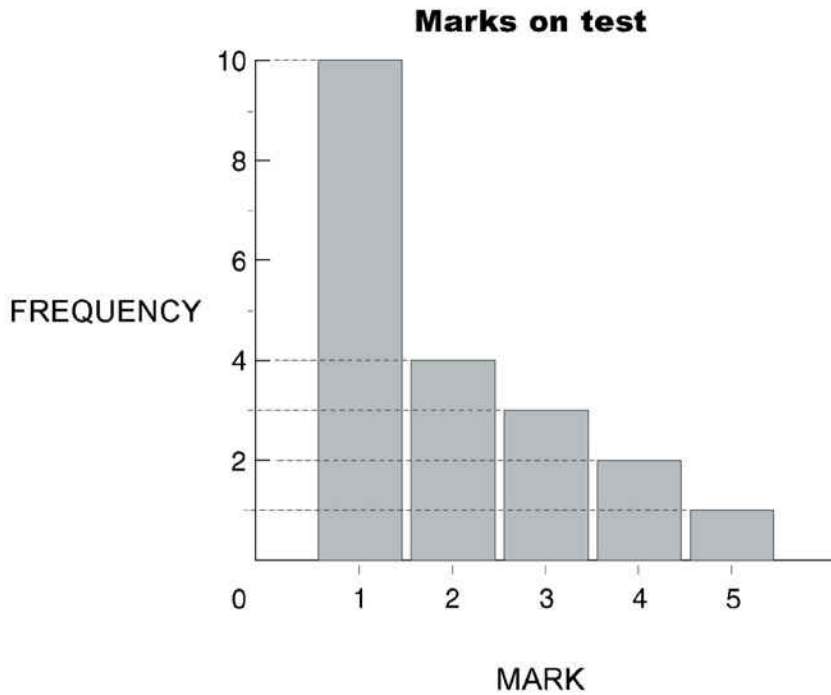
29. Triangle  $PQR$  is a scalene right triangle.



Which of the following is correct?

- $\cos P = \frac{r}{p}$
- $\sin Q = \frac{q}{p}$
- $\cos P = \frac{p}{r}$
- $\tan Q = \frac{q}{p}$

30. The graph shows the marks gained by each student in a class on a test.




What is the mean mark?

- 1
- 2
- 3
- 4

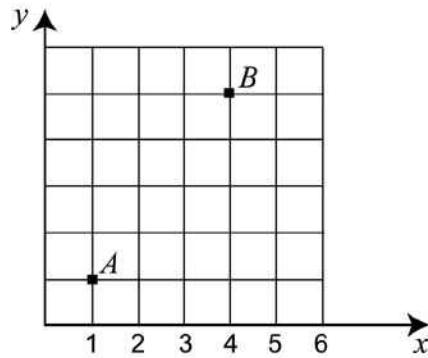
31. The weights of the 20 players on a school soccer team are summarised in the box-and-whisker plot shown below.

Which of the following statements is **TRUE**?



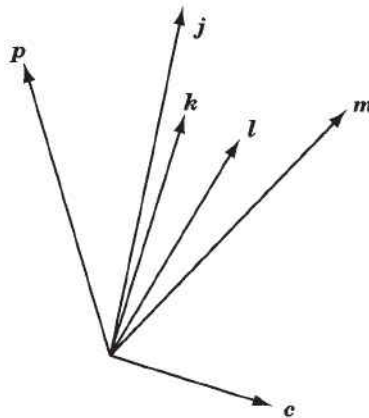
- The mean weight of the team is 69 kg.
- Half the players' weights are between 67 and 72 kg.
- The lightest player in the team is 67 kg.
- The range of weights of players on the team is 5 kg.

32. Two points,  $A$  and  $B$ , are located on the grid below. What is the distance between  $A$  and  $B$ ?



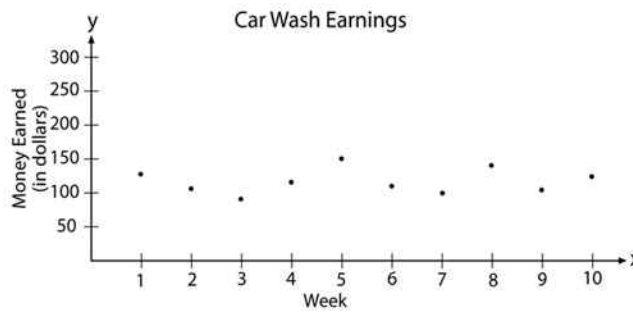
- $3\sqrt{2}$  units
- $4\sqrt{2}$  units
- 5 units
- 6 units

33. Vector  $p$  shows the distance and direction a boat's engine would carry the boat in one day if there were no current. Vector  $c$  shows the distance and direction the current would carry the boat in one day if the boat's engine were off. Which vector shows the direction and distance this boat will actually travel in one day?



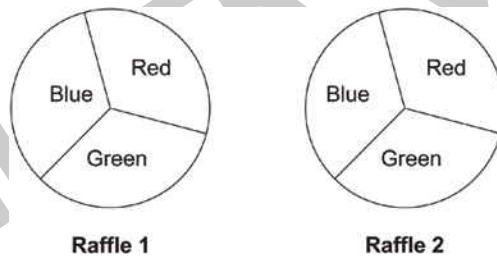
- $j$
- $k$
- $l$
- $m$

34. The students at Albermarle High held a car wash each week for 10 weeks to earn money for the student council. The students made the scatter plot below to represent the amount of money they earned each week. Which of the following equations **BEST** represents the line of best fit for these data?



- $y = 110$
- $y = 110x$
- $y = x + 55$
- $y = -x + 55$

Use the following information to answer question 35..



35. Wayne went to a school fair and came across two raffles each with coloured sectors on a wheel, red, blue and green. Each sector had the same area. If each wheel had a single spin, the chance of green winning both raffles is

- $\frac{1}{9}$
- $\frac{1}{6}$
- $\frac{2}{9}$
- $\frac{1}{3}$
- $\frac{2}{3}$

**36.** Fully factorise

$$-8x^2y + 12xy^2 - 4xy$$

---

---

**37.** Suppose that  $a_1, a_2, a_3, \dots$  is the sequence of numbers such that  $a_1 = 3, a_2 = \sqrt{a_1} + 1, a_3 = \sqrt{a_2} + 1$ , and, in general,  $a_{n+1} = \sqrt{a_n} + 1$  for all  $n \geq 1$ . To the nearest hundredth, the value of  $a_5$  is

- 1.63
- 2.62
- 2.73
- 3.24
- 5.73

**38.** Each side of an equilateral triangle is increased by a scale factor of 1.5. By how much will the area of the triangle increase?

- 2 times
- 2.25 times
- 3 times
- 4.5 times

**39.** Which fraction equals the product  $\left(\frac{x+5}{3x+2}\right)\left(\frac{2x-3}{x-5}\right)$ ?

- $\frac{2x-3}{3x+2}$
- $\frac{3x+2}{4x-3}$
- $\frac{x^2-25}{6x^2-5x-6}$
- $\frac{2x^2+7x-15}{3x^2-13x-10}$



**40.** The mean exam score for 31 students in a geometry class was 79. The median exam score for the same set of students was 75.

Two additional students took the exam at a later time and scored 65 and 93.

How did the mean and median change when these two additional scores were included?

- The median increased and the mean stayed the same.
- The median stayed the same and the mean increased.
- The median and the mean both stayed the same.
- The median and the mean increased.

**41.** Kiriama bought a rental property as an investment.

He increased the weekly rent by 15% to \$345.

What was the rent before the increase?

\_\_\_\_\_

**42.** Brighto soap powder is packed in cube-shaped cartons. The side of each carton measures 10 cm.

The company decides to increase the length of each edge of the carton by 10 per cent. If the original volume was  $V$  what is the new volume?

- $V \times 10\%$
- $V \times 110\%$
- $V \times (110\%)^3$
- $V \times (10\%)^3$

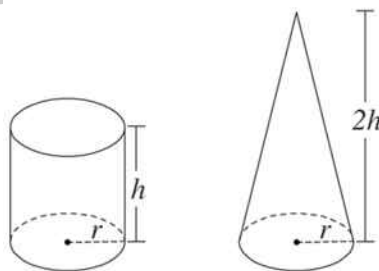
43. Daniel cleans swimming pools. For a fixed charge of \$50 per month he cleans your pool twice. Extra cleanings cost \$30 each. Which of these equations represents the cost per month,  $C$ , to a customer whose pool is cleaned  $x$  times per month?

- $C = 30 + 50x$
- $C = 30(x - 2) + 50$
- $C = 50(2) + 30x$
- $C = (30 + 50)x + 2$

44. If  $a$  is a real number and  $a^2 < \sqrt{a}$  then

- $0 < a < 1$
- $a < 0$
- $-1 < a < 1$
- $1 < a$

45. The cylinder and the cone shown below have the same radius,  $r$ . The height of the cone is twice the height,  $h$ , of the cylinder. What is the ratio of the volume of the cylinder to the volume of the cone?



- 2:1
- 3:1
- 2:2
- 3:2

46. Indicate whether the following numbers are **Rational** or **Irrational**.

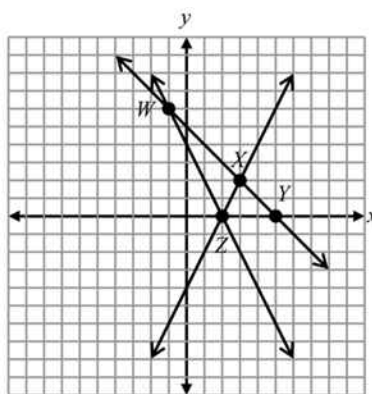
	<b>Rational</b>	<b>Irrational</b>
$\frac{1}{7}$	<input type="radio"/>	<input type="radio"/>
$\frac{1}{\sqrt{16}}$	<input type="radio"/>	<input type="radio"/>
$\sqrt{161}$	<input type="radio"/>	<input type="radio"/>

47. Solve the system of equations below.

$$x + y = 5$$

$$-4x - 2y = -8$$

Which point on the graph below is the solution to the system of linear equations?



- W
- X
- Y
- Z

48. After conducting an experiment to test a hypothesis they proposed, a pair of students concluded that the hypothesis was incorrect.

Assuming that their data are correct, which of the following would be the **LEAST** appropriate response for their teacher to make to them?

- Encouragement, because they have discovered evidence that casts doubt on a plausible hypothesis.
- A recommendation that they reformulate their hypothesis with the new data in mind.
- A suggestion that the students repeat the experiment to check their results.
- An explanation of what the students did wrong.

Please provide these instructions to all staff involved with administering e-asTTle online.

## Before the testing session

### 1. Make sure students have the right devices and browsers installed

Unsupported devices may result in the test not displaying correctly and affect students' scores.

#### Desktop/Laptop

- Windows, Mac or Chromebook
- Minimum window width: 1280 pixels
- Windows devices need Internet Explorer 9-11 or recent Edge, Chrome, Firefox
- Windows tablets/hybrids e.g., Surface Pro must have a keyboard attached
- Mac devices need recent Chrome or Safari

#### Tablet (9"+)

- iPads: iOS8+ with Safari
- Androids: Large tablet e.g., Samsung Galaxy Tab 4. Must have Android 4.4+ and latest Chrome
- Minimum window width: 768 pixels

iPad Minis and small Androids must not be used.

More information on device requirements and the underlying rationale is available on the [help site](#).

### 2. Sit the Practice Test

[A practice test for each subject](#) is available. These are also available in the Student Portal (no login required). Practice tests are designed to familiarise you and your students with e-asTTle online before sitting a real test. Each practice test contains attitude questions, look-over time and 5-8 questions designed to be relatively simple to answer. [Teacher scripts](#) are available for practice tests.

### 3. Ensure you have student login information

More information on accessing student logins and resetting passwords is available on the [help site](#).

### 4. Check if calculators are required (Maths/Pāngarau)

Tests with questions at mostly Level 5 and 6 require the use of calculators. Tests with questions at mostly Levels 2 to 4 do NOT require a calculator.

## During the testing session

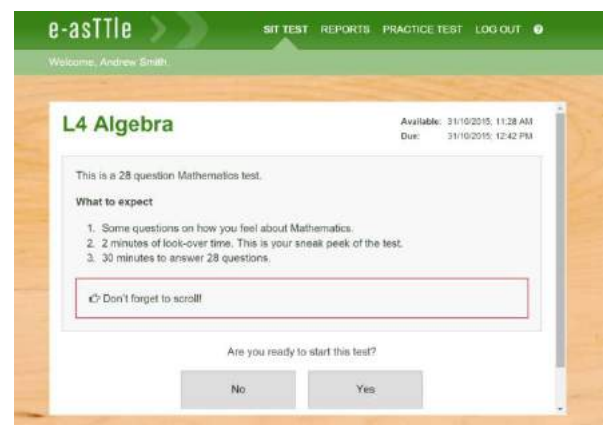
### 1. Check equipment

- Make sure students' devices are charged.
- Make sure students have scrap paper and a pen/pencil for working, calculators (if needed) and a quiet activity they can continue with if they finish early.

### 2. Read the Test Details to students

Once students select a test, they will see the test details page (example shown on right).

Read through this page aloud with your students.



Other reminders to discuss with students:

- Once they choose 'Yes', the timer starts. Once the timer is counting down, there is no way to pause the test. If students close the test accidentally, they can re-open it again, provided the timer hasn't finished.
- Ask students to raise their hand if something seems wrong.
- Fullscreen mode is recommended.

For students on iPad or Android tablet devices: remind them to lock their device in portrait mode.

For students on Windows hybrid devices (such as the Surface Pro): remind them to keep the keyboard attached during the test.

### 3. Supervising the test

Make sure you walk around and monitor students during the test. Students tend to continue with their test even if something has gone wrong – for example, a question does not display correctly. For this reason, check that pages are loading correctly, and students are scrolling to see all the content and options. It's a good idea to have a paper booklet of the test available during the testing session.

Students are generally expected to read the test content without assistance. Information on accommodations (e.g., reader-writers) is available on the [help site](#).

### 4. Know what to do if things go wrong


#### Internet disconnected

If student answers aren't saving, e-asTTle will show a yellow banner at the top of the page. The banner will turn red when there has been disconnection for 2 minutes or more. Students can keep answering whatever they can, and e-asTTle will try and save answers. Don't refresh or close the window if a coloured banner is showing.



If the Internet has been down, use your professional judgement to decide if students' results should be [excluded](#).

#### Images not loading

If an image is missing, students will see an icon they can click to try and reload the image.  **INFO MISSING**  
[Click to reload](#)

#### A question doesn't load fully or looks strange

If something has loaded incorrectly, it can sometimes be corrected by selecting the 'Next' button then the 'Previous' button to reload the question.

Detailed troubleshooting information is available on the [help site](#). To report issues with online testing or for additional assistance, please contact the Education Service Desk: 0800 225 5428.