

Y3 Information Text: Explanation Example Text

How Do Flowering Plants Grow?

Have you ever wondered how plants grow? Then, read on... This fascinating leaflet will explain how the plant lifecycle works.

The Beginning

Plants begin life as a seed. If the seed has water and warmth, it germinates (starts to grow). First, a root appears, which grows down into the soil. After that, a pale, leafless shoot pushes up towards the light.



a germinating seed



a young seedling a growing plant

Photosynthesis

As soon as the plant's tiny shoot is tall enough, it produces green leaves at the top. These are the factory of the plant that use sunshine and water to create food to build more leaves, the stem and flowers. This is an important process called photosynthesis. Plants couldn't exist without it!

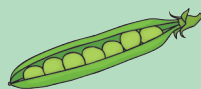
Pollination

Because the flowers' petals are brightly coloured, they attract insects such as bees. Inside each flower, minute grains of pollen are found on short stalks. The bees come to collect this pollen for their food. As they continue from plant to plant, some of it brushes off and falls into other flowers. This is called pollination. As a result, pollen mixes with tiny egg cells and this makes a seed.



a bee collecting pollen from a flowering plant

Seed Dispersal



a seed pod

Once the flower has been pollinated, the coloured petals fall off. Then, the base of the flower starts to swell up into a fruit as the seeds grow.

Eventually, the fruit ripens and the seeds are released. This is called seed dispersal. This means that the whole cycle can begin again as a new plant rapidly starts to grow.



a dried-out seed pod

Y3 Information Text: Explanation Example Text

Annotated Genre Features

¹a question title

How Do Flowering Plants Grow?¹

²a short opening that includes a question

Have you ever wondered how plants grow? Then, read on...
This fascinating leaflet will explain how the plant lifecycle works.²

³the stages of the process in chronological order

The Beginning

Plants begin life as a seed. If the seed has water and warmth, it germinates⁴ (starts to grow). First, a root appears, which grows down into the soil. After that, a pale, leafless shoot⁴ pushes up towards the light.



a germinating seed⁵

⁴technical language for the subject

⁵diagrams or illustrations (with captions)



a young seedling⁵ a growing plant⁵

Photosynthesis

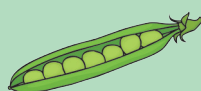
As soon as the plant's tiny shoot is tall enough, it produces green leaves at the top. These are the factory of the plant that use sunshine and water to create food to build more leaves, the stem and flowers. This is an important process called

Pollination

Because the flowers' petals are brightly coloured, they attract insects such as bees. Inside each flower, minute grains of pollen⁴ are found on short stalks⁴. The bees come to collect this pollen for their food. As they continue from plant to plant, some of it brushes off and falls into other flowers. This is called pollination⁴. As a result, pollen mixes



a bee collecting pollen from a flowering plant⁵



a seed pod⁵

Seed Dispersal

Once the flower has been pollinated, the coloured petals fall off. Then, the base of the flower starts to swell up into a fruit as the seeds grow.

Eventually, the fruit ripens⁴ and the seeds are released. This is called seed dispersal⁴. This means that the whole cycle⁴ can begin again as a new plant rapidly starts to grow.



a dried-out seed pod⁵

*All Paragraphs³

Y3 Information Text: Explanation Example Text

Annotated Grammar, Punctuation and Spelling Features

¹ Uses the correct tense consistently

² Uses the present perfect tense

³ Chooses to use nouns or pronouns appropriately, e.g. he, she, they, it

⁴ Uses a or an correctly.

⁵ Organises their writing into paragraphs around a theme.

⁶ Uses simple layout devices in non-fiction, e.g. headings and sub-headings.

⁷ Uses a range of adverbs.

⁸ Uses a range of adjectives.

⁹ Uses a range of conjunctions to join clauses together, e.g. when, if, because, although, and, but, so

¹⁰ Uses conjunctions, adverbs and prepositions to show time, e.g. later, yesterday

¹¹ Uses conjunctions, adverbs and prepositions to show cause, e.g. therefore

¹² Uses conjunctions, adverbs and prepositions to show place, e.g. over, outside, under

How Do Flowering Plants Grow?⁶

Have you ever wondered² how plants grow? Then, read on... This fascinating leaflet will explain how the plant lifecycle works.

The Beginning

Plants begin¹ life as a seed. If⁹ the seed has water and warmth¹³, it germinates (starts to grow). First¹⁰, a⁴ root appears, which¹⁷ grows¹ down into the soil. After that¹⁰, a pale, leafless¹⁶ shoot pushes up towards¹² the light.



¹³ Uses subordinate clauses.

¹⁴ Uses possessive apostrophes accurately in plurals, e.g. girls' toilets or children's toys.

¹⁵ Spells words with prefixes correctly, e.g. unhappy, misheard

¹⁶ Spells words with suffixes correctly, e.g. helpful, kindness

¹⁷ Spells homophones correctly, e.g. which and witch

¹⁸ Uses knowledge of word families to help with their spelling.

¹⁹ Spells some of the year 3 and 4 common exception words correctly.

Photosynthesis



As soon as¹⁰ the plant's tiny shoot is tall enough, it produces green leaves at the top¹². These³ are the factory of the plant that⁹ use sunshine and water¹³ to create¹ food to build more leaves, the stem and flowers. This³ is an⁴ important^{15&19} process called photosynthesis. Plants couldn't exist without it!

Pollination

Because⁹ the flowers' petals¹⁴ are brightly⁷ coloured^{8, 13}, they attract insects such as bees. Inside¹² each flower¹⁷, minute⁸ grains of pollen¹⁸ are found on short stalks. The bees come to collect this pollen for their food. As⁹ they continue from plant to plant¹³, some of it³ brushes off and falls into other flowers. This is called pollination^{16&18}. As a result¹¹, pollen mixes with tiny⁸ egg cells and this makes a seed.



Seed Dispersal



Once⁹ the flower has been^{1&2} pollinated¹³, the coloured petals fall off. Then¹⁰, the base of the flower starts to swell up into¹² a fruit as⁹ the seeds grow¹³.

Eventually¹⁰, the fruit¹⁹ ripens and the seeds are released¹⁵. This is called seed dispersal^{15&16}. This means that¹¹ the whole cycle can begin again as a new plant rapidly⁷ starts to grow.



*All Paragraphs^{5&6}

Y3 Information Text: Explanation Example Text

Annotated Grammar, Punctuation and Spelling Features

¹ Uses the correct tense consistently

² Uses the present perfect tense

³ Chooses to use nouns or pronouns appropriately, e.g. he, she, they, it

⁴ Uses a or an correctly.

⁵ Organises their writing into paragraphs around a theme.

⁶ Uses simple layout devices in non-fiction, e.g. headings and sub-headings.

⁷ Uses a range of adverbs.

⁸ Uses a range of adjectives.

⁹ Uses a range of conjunctions to join clauses together, e.g. when, if, because, although, and, but, so

¹⁰ Uses conjunctions, adverbs and prepositions to show time, e.g. later, yesterday

¹¹ Uses conjunctions, adverbs and prepositions to show cause, e.g. therefore

How Do Flowering Plants Grow?⁶


The Beginning

Have you ever wondered² how plants grow? Then, read on... This fascinating leaflet will explain how the plant lifecycle works.

Plants begin¹ life as a seed. If⁹ the seed has water and warmth¹³, it germinates (starts to grow). First¹⁰, a⁴ root appears, which¹⁷ grows¹ down into the soil. After that¹⁰, a pale, leafless¹⁶ shoot pushes up towards¹² the light.

Photosynthesis

As soon as¹⁰ the plant's tiny shoot is tall enough, it produces green leaves at the top¹². These³ are the factory of the plant that⁹ use sunshine and water¹³ to create¹ food to build more leaves, the stem and flowers. This³ is an⁴ important^{15&19} process called photosynthesis. Plants couldn't exist without it!



a young seedling⁶ a growing plant⁶



a germinating seed⁶

Pollination

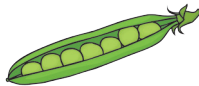
Because⁹ the flowers' petals¹⁴ are brightly⁷ coloured^{8, 13}, they attract insects such as bees. Inside¹² each flower¹⁷, minute⁸ grains of pollen¹⁸ are found on short stalks. The bees come to collect this pollen for their food. As⁹ they continue from plant to plant¹³, some of it³ brushes off and falls into other flowers. This is called pollination^{16&18}. As a result¹¹, pollen mixes with tiny⁸ egg cells and this makes a seed.



a bee collecting pollen from a flowering plant⁶

Seed Dispersal

Once⁹ the flower has been^{1&2} pollinated¹³, the coloured petals fall off. Then¹⁰, the base of the flower starts to swell up into¹² a fruit as⁹ the seeds grow¹³. Eventually¹⁰, the fruit¹⁹ ripens and the seeds are released¹⁵. This is called seed dispersal^{15&16}. This means that¹¹ the whole cycle can begin again as a new plant rapidly⁷ starts to grow.



a seed pod⁶



a dried-out seed pod⁶

*All Paragraphs^{5&6}

¹² Uses conjunctions, adverbs and prepositions to show place, e.g. over, outside, under

¹³ Uses subordinate clauses.

¹⁴ Uses possessive apostrophes accurately in plurals, e.g. girls' toilets or children's toys.

¹⁵ Spells words with prefixes correctly, e.g. unhappy, misheard

¹⁶ Spells words with suffixes correctly, e.g. helpful, kindness

¹⁷ Spells homophones correctly, e.g. which and witch

¹⁸ Uses knowledge of word families to help with their spelling.

¹⁹ Spells some of the year 3 and 4 common exception words correctly.