
















# Ancient Egypt- Hieroglyphics

A		H		O		V	
B		I		P		W	
C		J		Q		X	
D		K		R		Y	
E		L		S		Z	
F		M		T		CH	
G		N		U		KH	

The Egyptians used three types of writing: hieroglyphics, hieratic, and demotic. The hieratic and demotic writing systems were simplified forms of hieroglyphics that scribes used to write quickly. Egyptians created over 700 hieroglyphs. Each was like a little

drawing. Some were pictures of the items for which they represented, while others were sounds or groups of letters.

Most people did not read or write in ancient Egypt. Scribes

learned hieroglyphics from a young age. They wrote information

on papyrus, a type of paper made from reeds. It was then rolled

up. The chart above shows the letters used by scribes.

Name \_\_\_\_\_

# Decode the Message

Directions: Use

the chart to decode each hieroglyphic message.

1.

2.

3.

4.

©Teaching to the Middle

Name \_\_\_\_\_

# Decode the Message

Directions: Use

the chart to decode each hieroglyphic message.

1.

2.

--

3.
----

--

4.
----

--

Name \_\_\_\_\_

# Decode the Message

Directions: Use

the chart to decode each hieroglyphic message.

1.
----

--

2.

3.

4.

Name \_\_\_\_\_

## Write your Own Message

Directions: Use the chart to write your own hieroglyphic message.

1.

2.
3.
4.

# Ancient Egypt- Hieroglyphics

A		H		O		V	
---	--	---	--	---	--	---	--

B		I		P		W	
C		J		Q		X	
D		K		R		Y	
E		L		S		Z	
F		M		T		CH	
G		N		U		KH	

The Egyptians used three types of writing: hieroglyphics, hieratic, and demotic. The hieratic and demotic writing systems were simplified forms of hieroglyphics that scribes used to write quickly. Egyptians created over 700 hieroglyphs. Each was like a little drawing. Some were pictures of the items for which they represented, while others were sounds or groups of letters.

Most people did not read or write in ancient Egypt. Scribes

learned hieroglyphics from a young age. They wrote information on papyrus, a type of paper made from reeds. It was then rolled up. The chart above shows the letters used by scribes.

Name \_\_\_\_\_

## Decode the Message

Directions: Use

the chart to decode each hieroglyphic message.

1.

2.

3.



4.

Name \_\_\_\_\_

# Decode the Message

Directions: Use

the chart to decode each hieroglyphic message.

1.
2.

3.

4.

Name \_\_\_\_\_

# Decode the Message

Directions: Use

the chart to decode each hieroglyphic message.

1.

2.

3.
4.

Name \_\_\_\_\_

# Write your Own Message

Directions: Use the chart to write your own hieroglyphic message.

1.

2.

3.

4.

Name \_\_\_\_\_

# Decode the Message

Directions: Use

the chart to decode each hieroglyphic message.

1.

Pharaohs

2.

ruled

3.

ancient

4.

Egypt

©Teaching to the Middle

Name \_\_\_\_\_

# Decode the Message

Directions: Use

the chart to decode each hieroglyphic message.

1.

The Nile

2.

River

3.

often

4.

flooded

Name \_\_\_\_\_

# Decode the Message

Directions: Use

the chart to decode each hieroglyphic message.

1.

Many

2.

Egyptian

3.

tombs were

4.

robbed

# Thank You!

[www.Ducksters.com](http://www.Ducksters.com)

[www.ancient.eu](http://www.ancient.eu)

[Egypt.mrdonn.org](http://Egypt.mrdonn.org)

## BUNDLES:

[Mesopotamia](#) (15 articles)

[Ancient Egypt](#) (17 articles)

[Ancient Greece](#) (10 articles)

[Ancient Rome](#) (27 articles)

[Ancient China](#) (15 articles)

[Ancient Africa](#) (11 articles)



or [MEGA BUNDLE](#) of all Ancient Civilizations

\*If you don't already, [Follow Me!](#)