

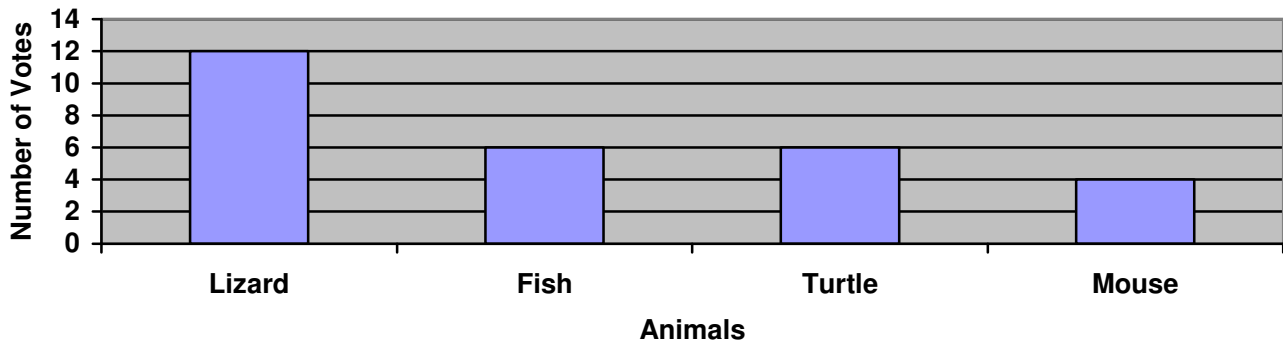
Name: _____

Date: _____

Great Graphing!

Use the graph below to answer the questions.

Classroom Pet



1. How many votes did each animal get?

Lizard: _____ Votes

Fish: _____ Votes

Turtle: _____ Votes

Mouse: _____ Votes

2. Which animal had the LEAST amount of votes?

3. Which animal had the MOST votes?

4. How many more votes did the Lizard have than the Turtle?

The Lizard had _____ more votes than the Turtle.

5. How many fewer votes did the Mouse have than the Lizard?

The Mouse had _____ fewer votes than the Lizard.

6. Which two animals had the same amount of votes?

_____ and _____ had the same amount of votes.

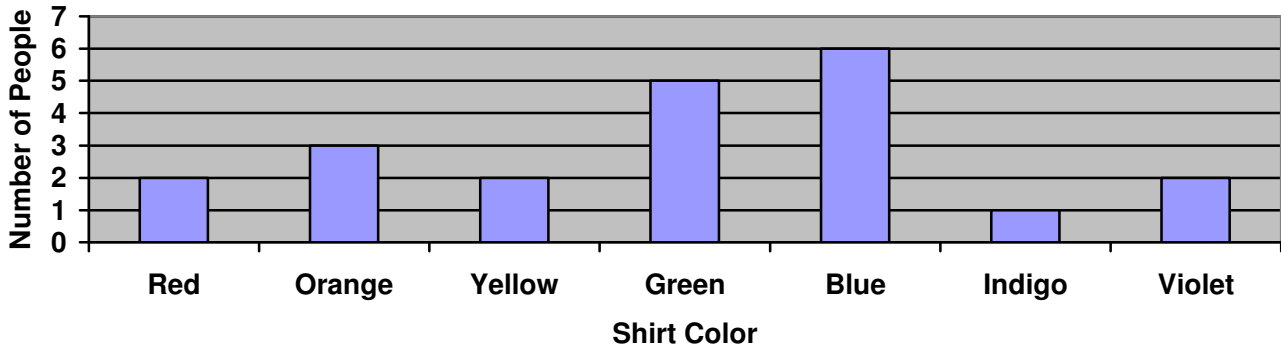
Name: _____

Date: _____

Great Graphing!

Use the graph below to answer the questions.

The Color of My Shirt



1. How many people were wearing each shirt color?

Red Shirt: _____ people.

Green Shirt: _____ people.

Orange Shirt: _____ people.

Violet Shirt: _____ people.

2. Which shirt color was the LEAST popular?

3. Which shirt color was the MOST popular?

4. How many more people were wearing Orange shirts than Yellow shirts?

_____ more people were wearing Orange shirts than Yellow shirts.

5. How many fewer people are wearing Indigo shirts than Blue shirts?

_____ fewer people are wearing Indigo shirts than Blue shirts.

6. Which two shirt colors had the same amount of people wearing them?

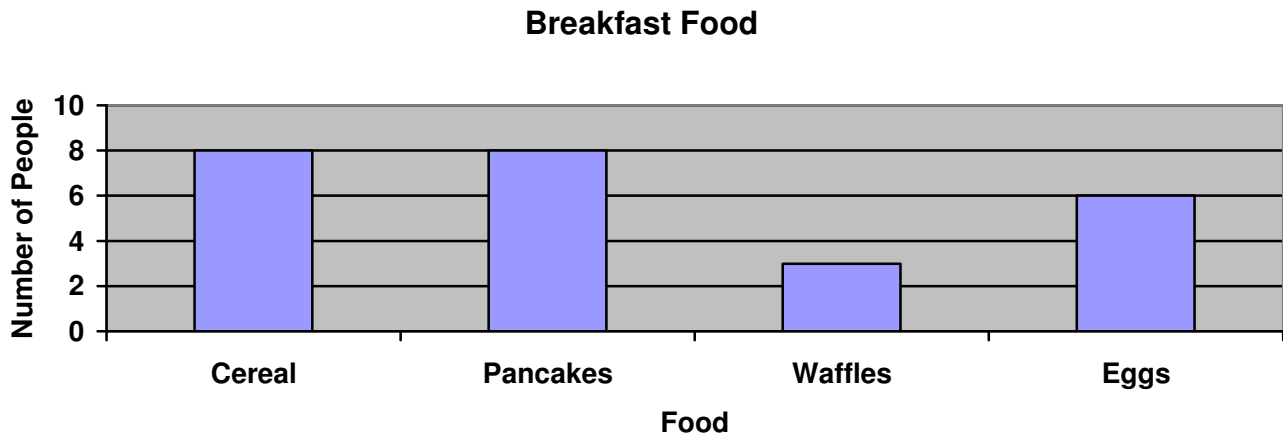
_____, _____, and _____ shirts all had the same amount of people wearing them.

Name: _____

Date: _____

Great Graphing!

Use the graph below to answer the questions.



1. How many people had each food for breakfast?

Cereal: _____ Votes

Waffles: _____ Votes

Pancakes: _____ Votes

Eggs: _____ Votes

2. Which breakfast food did the LEAST amount of people have?

3. Did more people have Pancakes or Eggs?

4. How many more people had Cereal than Eggs?

_____ more people had Cereal than Eggs for breakfast.

5. How many people had Waffles for breakfast?

_____ people had Waffles.

6. How many people took this survey in all?

There were _____ people in all that took this survey.

Name: _____

Date: _____

Great Graphing!

Answer Key

Page 1:

- | | |
|---------------|----------|
| 1. Lizard: 12 | Fish: 6 |
| Turtle: 6 | Mouse: 4 |
2. Mouse
 3. Lizard
 4. 6
 5. 8
 6. Fish and Turtle
-

Page 2:

- | | |
|-----------|-----------|
| 1. Red: 2 | Green: 5 |
| Orange: 3 | Violet: 2 |
2. Indigo
 3. Blue
 4. 1
 5. 5
 6. Red, Yellow, and Violet
-

Page 3:

- | | |
|--------------|------------|
| 1. Cereal: 8 | Waffles: 3 |
| Pancakes: 8 | Eggs: 6 |
2. Waffles
 3. Pancakes
 4. 2
 5. 3
 6. 25
-