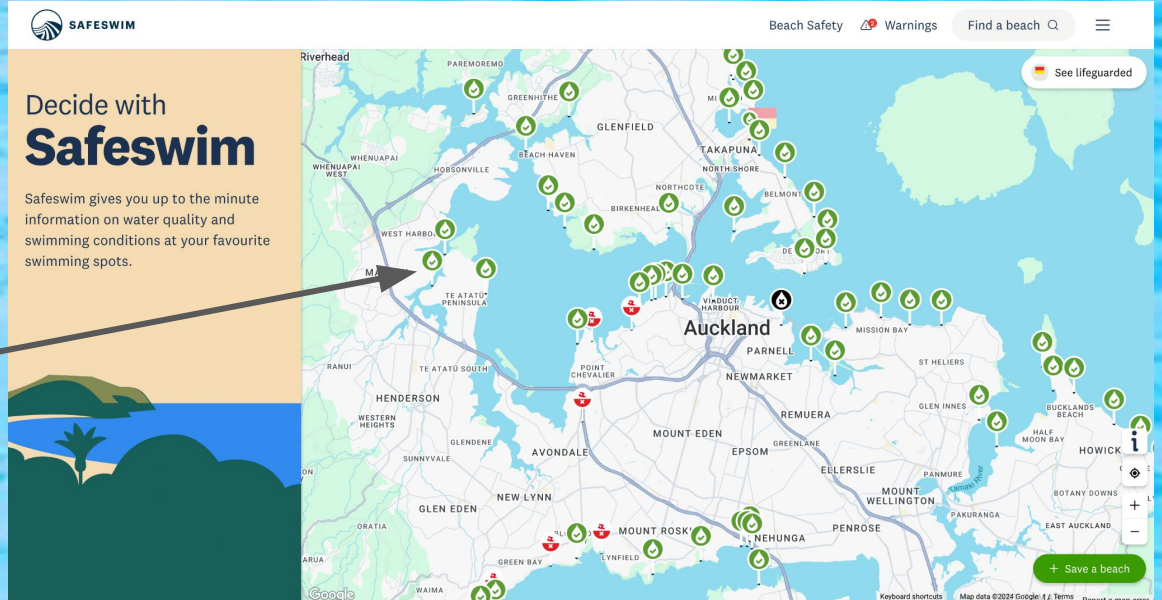


Is it safe to swim at our beaches?

Explore this web page:

Safeswim


1. **Choose a beach!**
Click on a water droplet icon by any beach to learn about safety at that beach



The screenshot shows the Safeswim website interface. On the left, there is a navigation panel with the Safeswim logo and the text "Decide with Safeswim". Below this, it says "Safeswim gives you up to the minute information on water quality and swimming conditions at your favourite swimming spots." and there is a small illustration of a beach scene. On the right, a map of Auckland is displayed, showing various beaches marked with green water droplet icons. A red arrow points from the text in the list to one of these icons on the map. The map also shows city names like Auckland, Parnell, and Mount Eden. At the top right of the map, there are options for "Beach Safety", "Warnings", and "Find a beach". A "See lifeguarded" button is also visible. At the bottom right, there is a "Save a beach" button.

Water quality

What is the water quality at the beach you have chosen?: _____



Farm Cove

Beach status Beach info

CURRENT WATER QUALITY
Good water quality

WATER AND WEATHER FORECAST

NOW	THU	THU	THU	THU	THU
9am	11am	1pm	3pm	5pm	7pm
17°C	19°C	20°C	20°C	19°C	18°C
Cloudy	Cloudy	Cloudy	Cloudy	Cloudy	Cloudy
6km/h	11km/h	12km/h	13km/h	14km/h	13km/h
E	ENE	NE	NNE	NE	NNE

Scroll down the bar _____




What time is the next high tide?: _____

Is there a lifeguard?: _____

Beach info: hazards

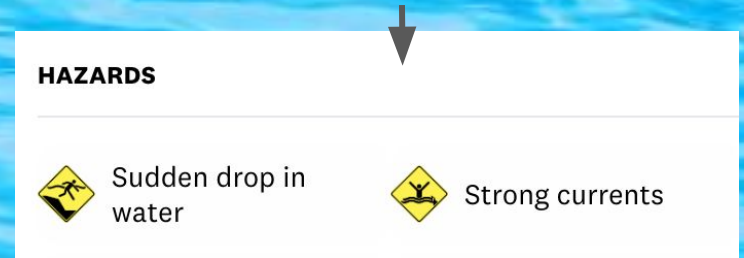
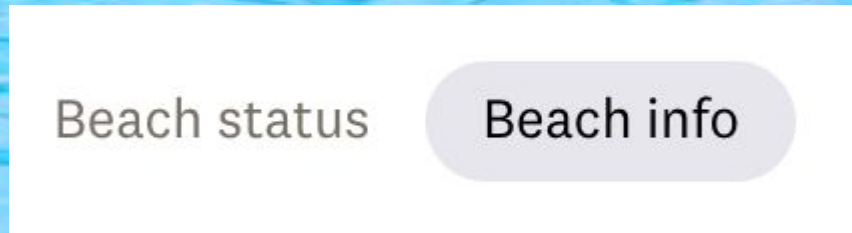
Click on the 'Beach info' tab for your beach



What is one thing that you have learnt about your beach by clicking the 'about beach' tab?:

Beach info: hazards

Stay on the 'Beach info' tab for your beach, and scroll down to the hazards section



Icons are used to *show* us the dangers - rather than tell!

Task: Find a beach with more than 4 hazards (go to 'beach info') and draw these icons in your book.

Safe swim bingo! Explore the map

1. What does this symbol mean?



2. Name a place with this safety warning. Why does it have it?



3. Find a place with this icon. What does it mean?



Safe swim bingo continued

4. List 3 beaches with 'Good water quality':



- 1.
- 2.
- 3.

5. Name 1 beach with this icon today:



6. *Why* does the beach have this icon?:



Watch this video about the Safeswim website



Complete this quiz from watching the video - highlight the correct answer

1. What is the main purpose of the Safe Swim website?

- A) To sell beach toys
- B) To share information about beach water quality
- C) To show pictures of beaches
- D) To plan beach parties

2. How does the Safe Swim website help people?

- A) It tells them how to get to the beach.
- B) It gives updates on water safety and quality.
- C) It helps book beach games.
- D) It shows beach history.

3. What kind of places does the Safe Swim team check besides beaches?

- A) Swimming pools
- B) Lakes and rivers
- C) Parks
- D) Zoos

4. Why does the Safe Swim team take water samples no matter the weather?

- A) Weather doesn't change water quality.
- B) They want to keep people safe all the time.
- C) They like to be outside in any weather.
- D) They are testing for a science project.

5. What does the Safe Swim system warn people about?

- A) Rainy days
- B) Dangers at the beach
- C) Where to park
- D) Beach hours

6. How fast can the Safe Swim website tell people about new dangers?

- A) In a few hours
- B) In a few days
- C) In minutes
- D) It doesn't give updates

7. Why is it important to collect many water samples for Safe Swim?

- A) To sell more beach tickets.
- B) To get enough information for safety checks.
- C) It's a rule they have to follow.
- D) To find new beaches to visit.

8. What does a predictive model do for Safe Swim?

- A) It predicts the weather.
- B) It guesses how many people will visit.
- C) It looks at past data to check water quality.
- D) It tells the best time to swim.

9. What is one goal of the Safe Swim program for summer?

- A) To close beaches
- B) To help people swim safely
- C) To make swimming harder
- D) To have fewer visitors

10. How can the community help with the Safe Swim program?

- A) By ignoring safety signs
- B) By volunteering to help monitor water
- C) By reporting beach problems to the police
- D) By making their own safety websites