


Diary of a Pukeko

A book review by
7F
August 2024



My review will include:

On Slide 3

Short description

On Slide 4

Ideas

On Slide 5

Purpose & Audience

On Slide 6

Structure

On Slide 7

Accuracy

On Slide 8

My ★ rating

Short description

This short story was written by a NZ author called Sally Sutton.

This fictional story is about...



Ideas

The author has used some different ways to 'hook' their readers in.

She has included.....on page.....when she wrote....

She has included.....on page.....when she wrote....

She has included.....on page.....when she wrote....

She has included.....on page.....when she wrote....



Purpose & Audience

I think the author, Sally Sutton, chose to write this book using a Pukeko family as the main characters because....

On page ...she wrote...which shows us that...

On page ...she wrote...which shows us that...



Structure

Sally Sutton chose to write this text as a

A is a place where characters.....

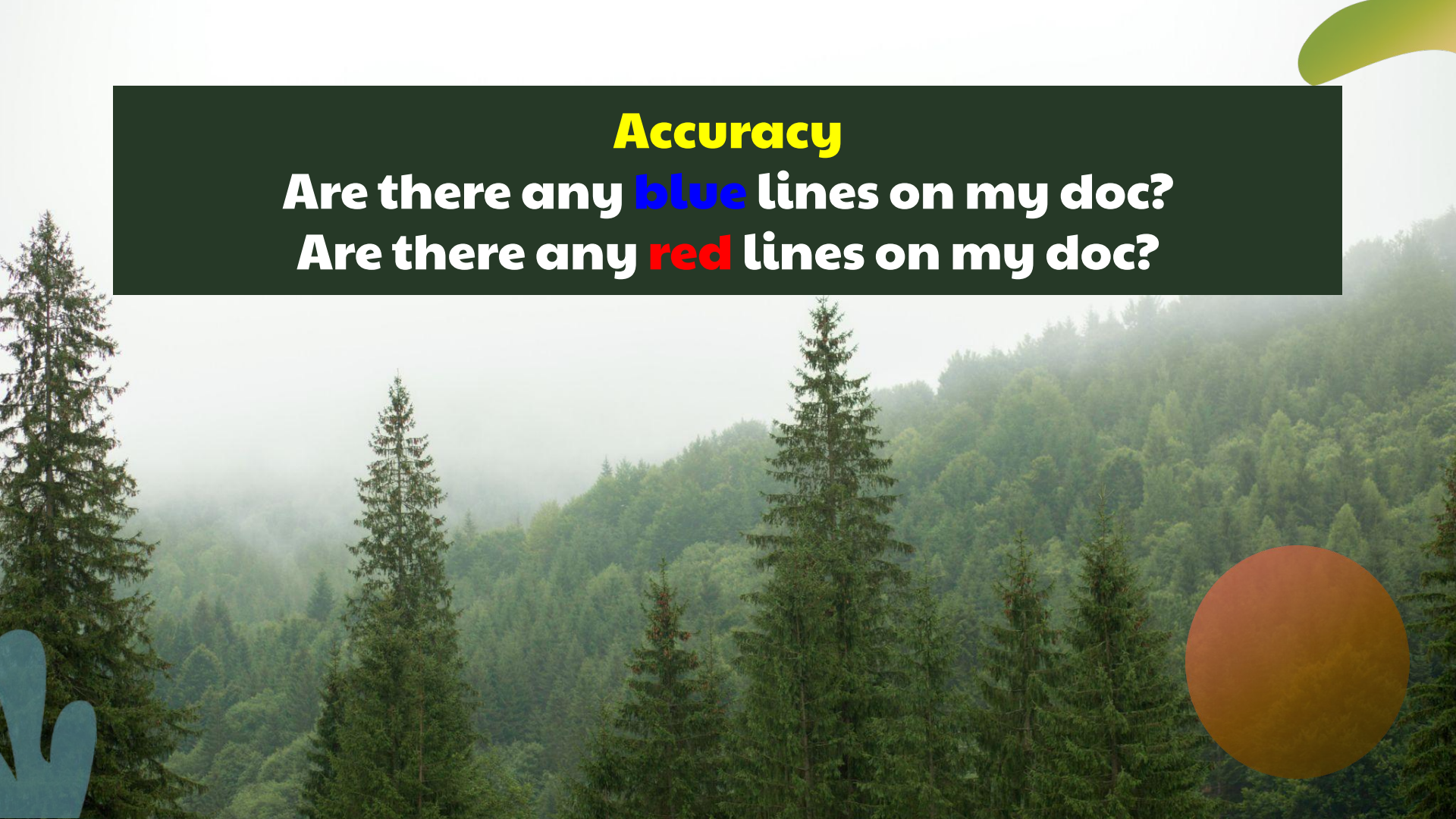
I think the author, Sally Sutton, chose to write it this way because....



Accuracy

Are there any **blue** lines on my doc?

Are there any **red** lines on my doc?



My ★ rating.

I would give this story stars because I think the author.....







The End!

Now you need to submit your slides to MH online and add it to our book review assessment.

You will need to go back to Term 2 Week 6 to do this.





"This is a quote, words full of
wisdom that someone
important said and can make
the reader get inspired"


—SOMEONE FAMOUS





A PICTURE ALWAYS REINFORCES THE CONCEPT

Images reveal large amounts of data, so remember: use an image instead of a long text. Your audience will appreciate it



9h 55m 23s

Jupiter's rotation period

333,000

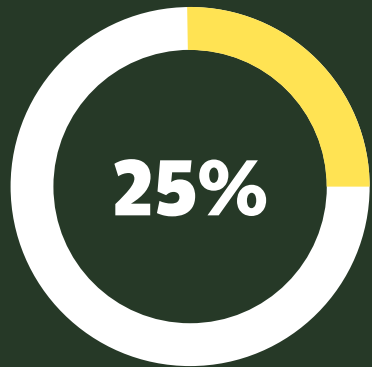
The Sun's mass compared to Earth's

386,000 km

Distance between Earth and the Moon

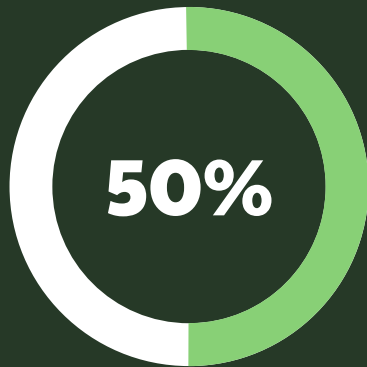


GREEN STRATEGY PERCENTAGES



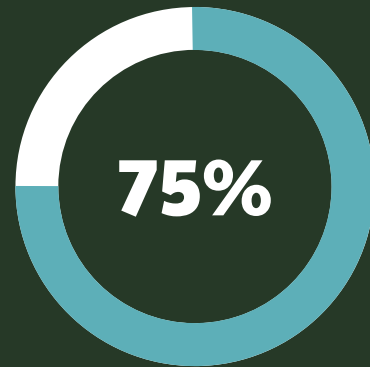
Mercury

Mercury is the closest planet to the Sun and the smallest of them all



Venus

Venus has a beautiful name and is the second planet from the Sun




Mars

Despite being red, Mars is actually a cold place. It's full of iron oxide dust

COMPUTER MOCKUP

You can replace the image on the screen with your own work. Just right-click on it and select "Replace image"






TABLET MOCKUP

You can replace the image on the screen with your own work. Just right-click on it and select "Replace image"

PHONE MOCKUP

You can replace the image on the screen with your own work. Just right-click on it and select "Replace image"



WHERE OUR TEAM WORKS



● Venus

Venus is the second planet from the Sun

1,240,000 ha

● Mercury

Mercury is the closest planet to the Sun

2,120,000 ha

A TIMELINE ABOUT WOODS LIFE

Venus is the second planet from the Sun

Venus

Despite being red, Mars is a cold place

Mars

Mercury

Mercury is the closest planet to the Sun

Jupiter

Jupiter is the biggest planet of them all



BIODIVERSITY CONSERVATION

15%

Mars

Despite being red,
Mars is a cold place

40%

Jupiter

Jupiter is the biggest
planet of them all



25%

Venus

Venus is the second
planet from the Sun

20%

Mercury

Mercury is the closest
planet to the Sun

GREEN MEASURES TO CARRY OUT

01 Control the forest threats

- Deforestation and illegal logging
- Wildfires and climate change impacts

02 Conservation Strategies

- Sustainable logging practices
- Reforestation and afforestation

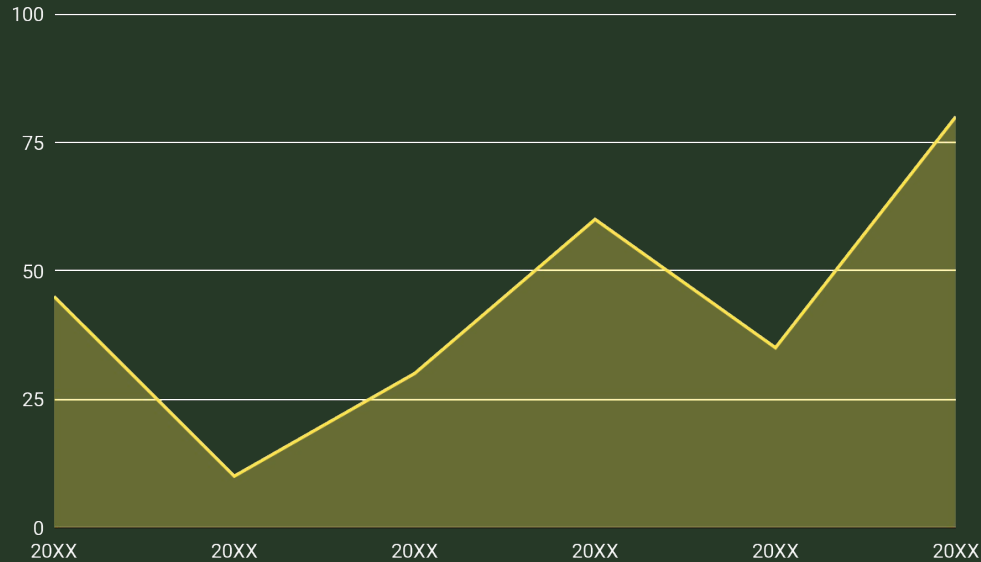
03 Wildlife Protection

- Endangered species protection
- Creating wildlife corridors

04 International Cooperation

- Global agreements (e.g., Paris Agreement)
 - Transboundary conservation initiatives
-

WOODS WILDLIFE THROUGH THE YEARS



20XX	45%
20XX	10%
20XX	30%
20XX	60%
20XX	35%
20XX	80%

Follow the link in the graph to modify its data and then paste the new one here. [For more info, click here](#)

OUR PRESERVING TEAM



Tommy Hill

You can speak a bit
about this person here



Kali Harris

You can speak a bit
about this person here

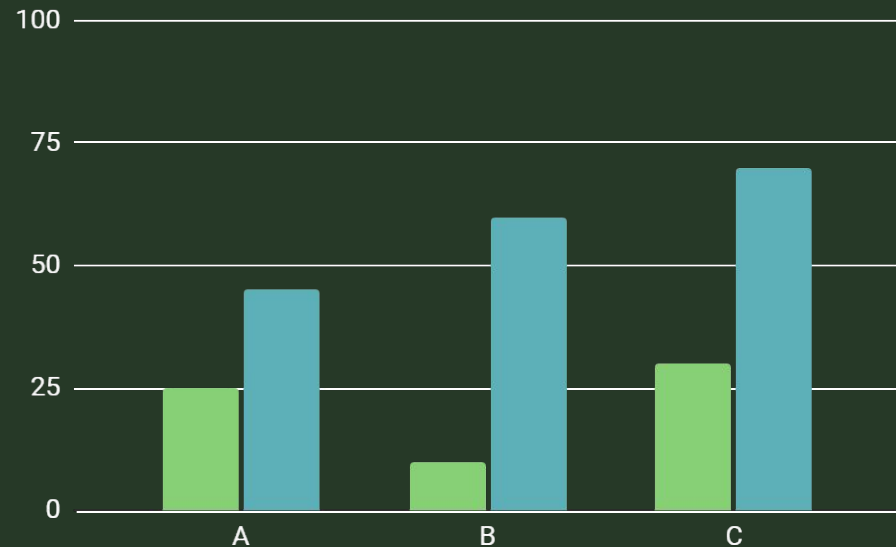
SOME FOREST BENEFITS

- **Mercury** is the closest planet to the Sun and the smallest one in the Solar System. This planet's name has nothing to do with the liquid metal, since Mercury was named after the Roman messenger god
- **Venus** has a beautiful name and is the second planet from the Sun. It's terribly hot, even hotter than Mercury, and its atmosphere is extremely poisonous
- **Earth** is the third planet from the Sun and the only one that harbors life in the Solar System. All humans live on this planet
- Despite being red, **Mars** is actually a cold place. It's full of iron oxide dust, which gives the planet its reddish cast
- **Jupiter** is a gas giant and the biggest planet in the Solar System. It's the fourth-brightest object in the night sky. It was named after the Roman god of the skies and lightning

PRESERVING COMPARISON

	Q1	Q2
A	25%	45%
B	10%	60%
C	30%	70%

Earth is the third planet from the Sun and the only one that harbors life in the Solar System



Follow the link in the graph to modify its data and then paste the new one here. [For more info, click here](#)




THREATS AND CHALLENGES

Threats

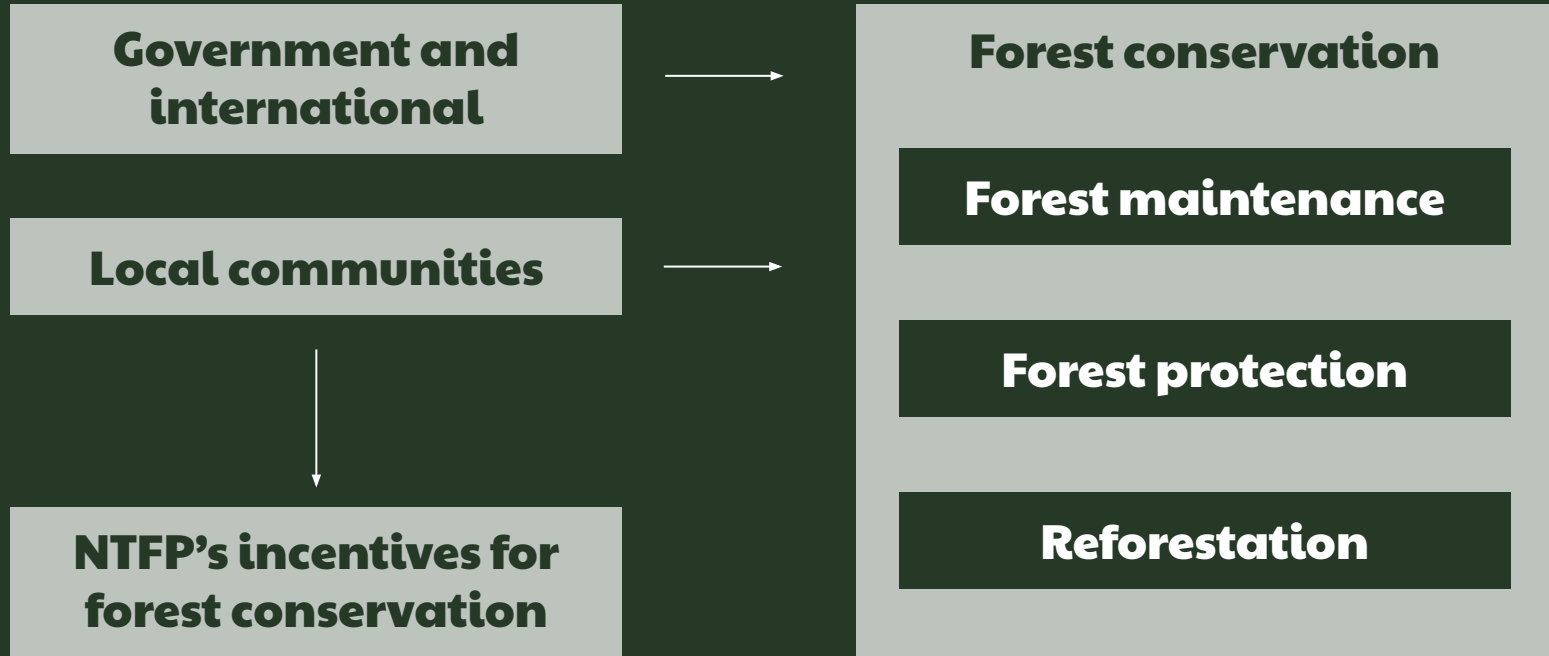
Mercury is the closest planet to the Sun and the smallest one in the entire Solar System. This planet's name has nothing to do with the liquid metal, since Mercury was named after the Roman messenger god. Despite being closer to the Sun than Venus, its temperatures aren't as terribly hot as that planet's. Its surface is quite similar to that of Earth's Moon

Challenges

Many of Mercury's craters were named after artists or authors who made significant contributions to their respective fields. Mercury takes a little more than 58 days to complete its rotation, so try to imagine how long days must be there! Since the temperatures are so extreme, albeit not as extreme as on Venus, and the solar radiation is so high



GREEN PRACTICES SOURCES

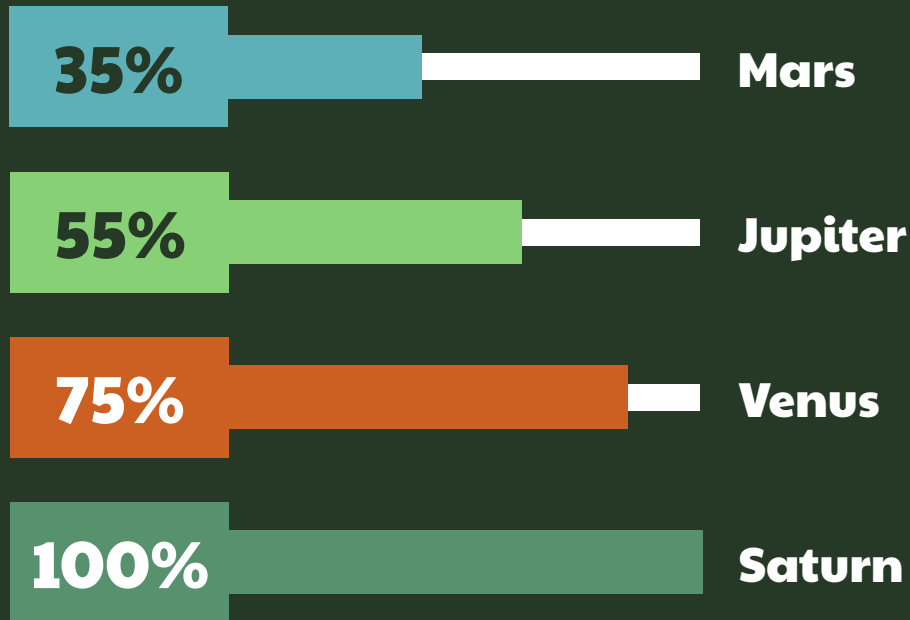


GREEN ACTIONS IN PERCENTAGES

About forests

Mercury is the closest planet to the Sun and the smallest one in the entire Solar System. This planet's name has nothing to do with the liquid metal, since Mercury was named after the Roman messenger god.

Despite being closer to the Sun than Venus, its temperatures aren't as terribly hot as that planet's



FOUR SOLUTIONS FOR PRESERVING

Some solutions

First solution

Despite being red, Mars is actually a very cold place



Third solution

Mercury is the closest planet to Sun and the smallest one



Second solution

Venus is the second planet to the Sun and has a nice name

Fourth solution

Neptune is the fourth-largest planet by diameter

HOW TO SAVE THE TREES

Educating yourself is the crucial first step in the fight for the earth's forests. Once you know how to protect our forests, you can go out and show others how to save trees too! In this article we'll discuss these 5 ways that you can preserve our forest:

01 Planting Trees

02 Buy Forest Alliance Certified Products

03 Support Conversation Organizations

04 Use Tree-Free Products

05 Enjoy Forests Responsibly

THANKS!

Do you have any questions?

youremail@freepik.com

+34 654 321 432

yourwebsite.com



CREDITS: This presentation template was created by **Slidesgo**, and includes icons by **Flaticon**, and infographics & images by **Freepik**

Please keep this slide for attribution



ALTERNATIVE RESOURCES

Here's an assortment of alternative resources whose style fits that of this template:

Vectors

- [Environmental poster template concept](#)



RESOURCES

Did you like the resources on this template? Get them for free at our other websites:

Vectors

- [Social media promo template for world environment day celebration](#)

Photos

- [Peaceful rural surroundings in daylight I](#)
- [Peaceful rural surroundings in daylight II](#)
- [Mountain landscape with green trees I](#)
- [Mountain landscape with green trees II](#)
- [Beautiful rural view with trees](#)
- [Beautiful mountain forest landscape](#)
- [Forest with trees close up](#)
- [Beautiful natural landscape of forest](#)
- [Rural house surroundings in daylight](#)
- [Medium shot people in forest](#)



Instructions for use

If you have a free account, in order to use this template, you must credit [Slidesgo](#) by keeping the [Thanks](#) slide. Please refer to the next slide to read the instructions for premium users.

As a Free user, you are allowed to:

- Modify this template.
- Use it for both personal and commercial projects.

You are not allowed to:

- Sublicense, sell or rent any of Slidesgo Content (or a modified version of Slidesgo Content).
- Distribute Slidesgo Content unless it has been expressly authorized by Slidesgo.
- Include Slidesgo Content in an online or offline database or file.
- Offer Slidesgo templates (or modified versions of Slidesgo templates) for download.
- Acquire the copyright of Slidesgo Content.

For more information about editing slides, please read our FAQs or visit our blog:

<https://slidesgo.com/faqs> and <https://slidesgo.com/slidesgo-school>

Instructions for use (premium users)

As a Premium user, you can use this template without attributing [Slidesgo](#) or keeping the "[Thanks](#)" slide.

You are allowed to:

- Modify this template.
- Use it for both personal and commercial purposes.
- Hide or delete the "Thanks" slide and the mention to Slidesgo in the credits.
- Share this template in an editable format with people who are not part of your team.

You are not allowed to:

- Sublicense, sell or rent this Slidesgo Template (or a modified version of this Slidesgo Template).
- Distribute this Slidesgo Template (or a modified version of this Slidesgo Template) or include it in a database or in any other product or service that offers downloadable images, icons or presentations that may be subject to distribution or resale.
- Use any of the elements that are part of this Slidesgo Template in an isolated and separated way from this Template.
- Register any of the elements that are part of this template as a trademark or logo, or register it as a work in an intellectual property registry or similar.

For more information about editing slides, please read our FAQs or visit our blog:

<https://slidesgo.com/faqs> and <https://slidesgo.com/slidesgo-school>

Fonts & colors used

This presentation has been made using the following fonts:

Paytone One

(<https://fonts.google.com/specimen/Paytone+One>)

Inter Regular

(<https://fonts.google.com/specimen/Inter>)

Inter Bold

(<https://fonts.google.com/specimen/Inter>)

#263927

#ffffff

#88d076

#58916e

#5dafb8

#ffe353

#cc5f22

Storyset

Create your Story with our illustrated concepts. Choose the style you like the most, edit its colors, pick the background and layers you want to show and bring them to life with the animator panel! It will boost your presentation. Check out **how it works**.



Pana



Amico



Bro



Rafiki



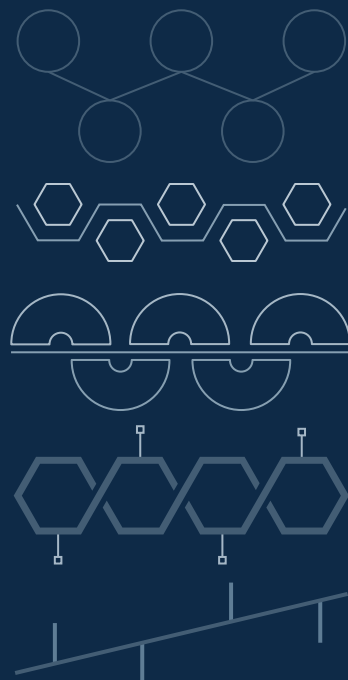
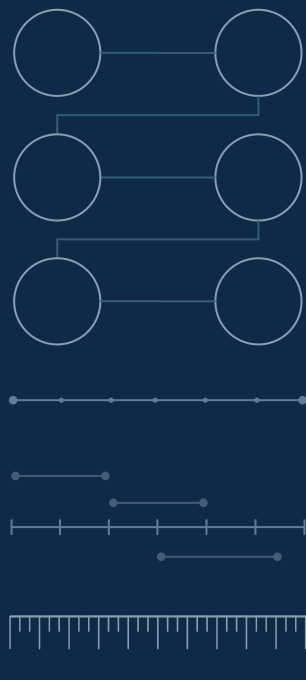
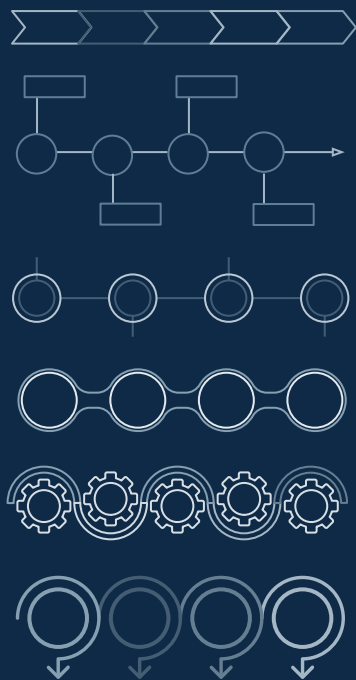
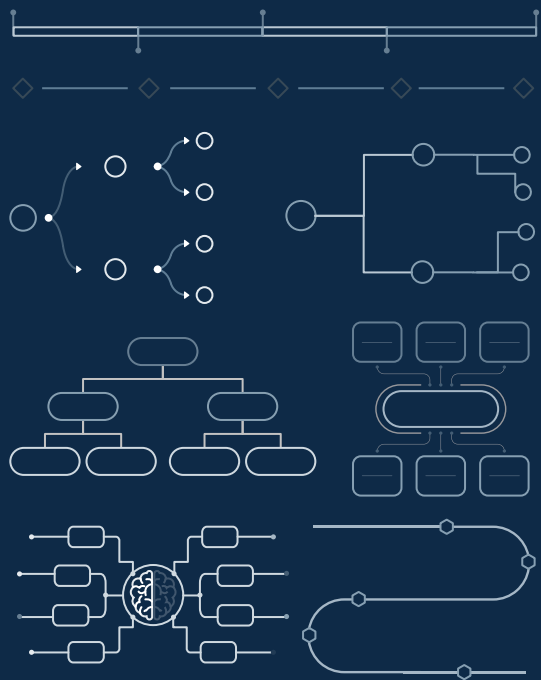
Cuate

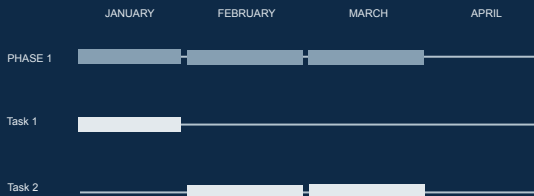
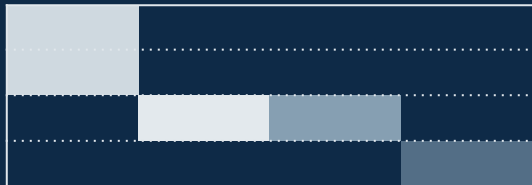

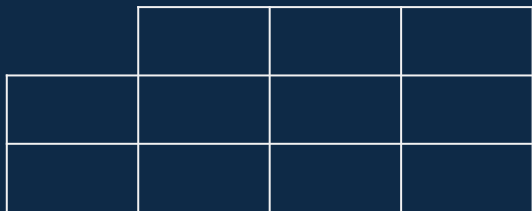
Use our editable graphic resources...

You can easily **resize** these resources without losing quality. To **change the color**, just ungroup the resource and click on the object you want to change. Then, click on the paint bucket and select the color you want. Group the resource again when you're done. You can also look for more **infographics** on [Slidesgo](#).











...and our sets of editable icons

You can **resize** these icons without losing quality.

You can **change the stroke and fill color**; just select the icon and click on the **paint bucket/pen**.

In Google Slides, you can also use **Flaticon's extension**, allowing you to customize and add even more icons.



Educational Icons



Medical Icons



Business Icons



Teamwork Icons



Help & Support Icons



Avatar Icons



Creative Process Icons



Performing Arts Icons



Nature Icons



SEO & Marketing Icons



