

Angles

Videos 30, 34, 35, 39 on Corbettmaths

Examples



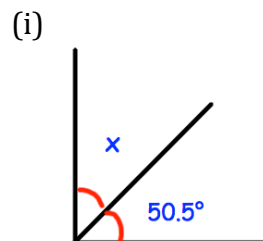
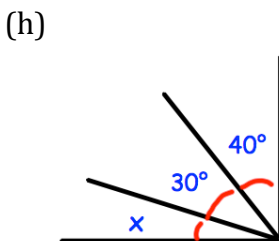
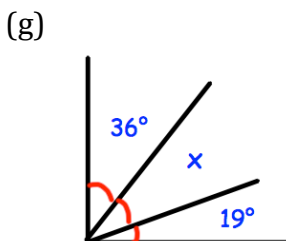
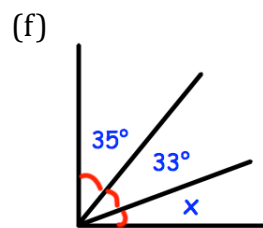
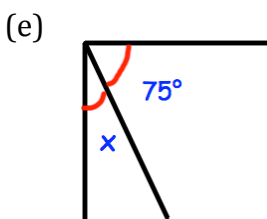
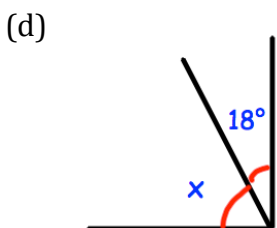
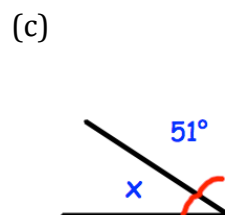
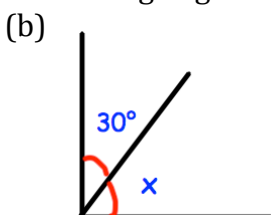
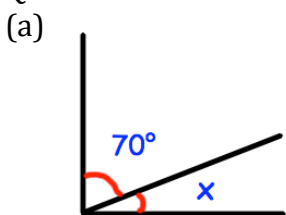
Click here



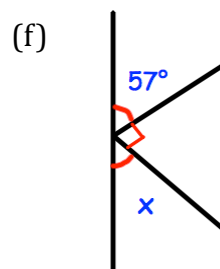
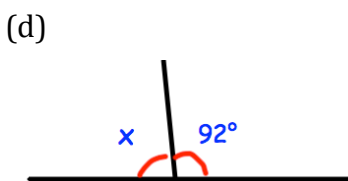
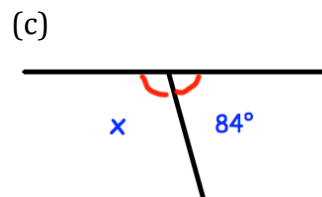
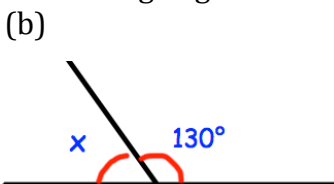
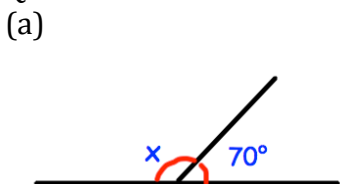
Scan here

Workout

Question 1: Calculate the size of the missing angles



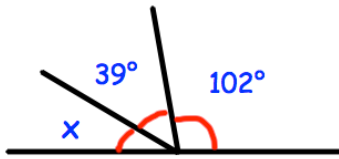
Question 2: Calculate the size of the missing angles



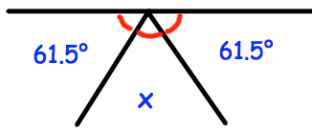
Angles

Videos 30, 34, 35, 39 on Corbettmaths

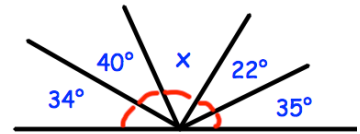
(g)



(h)

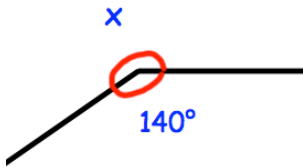


(i)

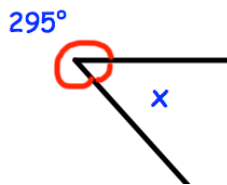


Question 3: Calculate the size of the missing angles

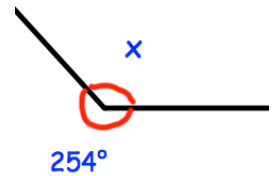
(a)



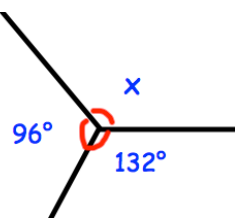
(b)



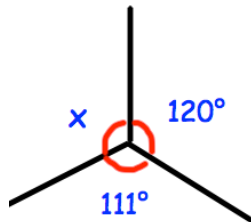
(c)



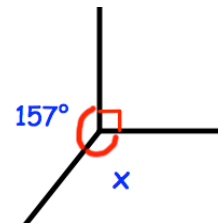
(d)



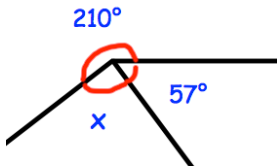
(e)



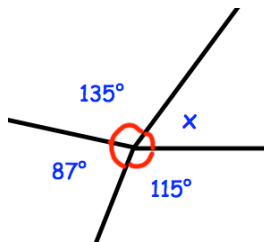
(f)



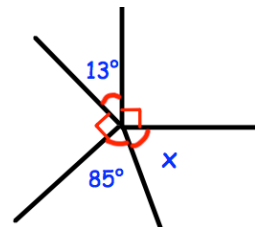
(g)



(h)

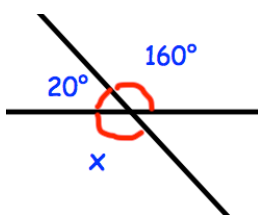


(i)

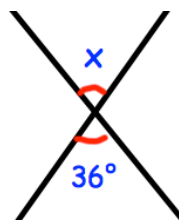


Question 4: Shown below are two straight lines that cross. Calculate the size of the missing angles

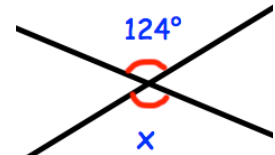
(a)



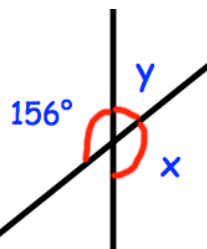
(b)



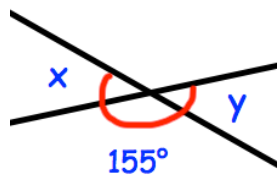
(c)



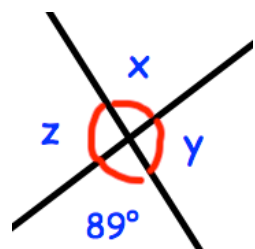
(d)



(e)



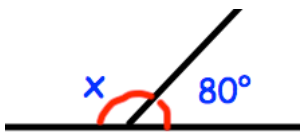
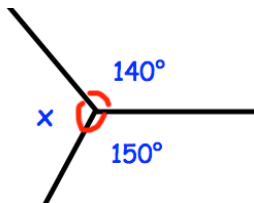
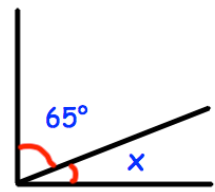
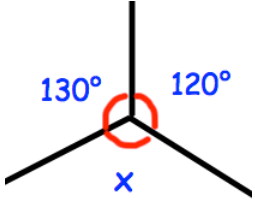
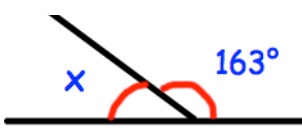
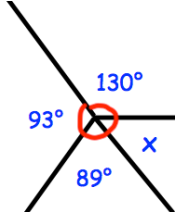
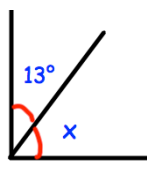
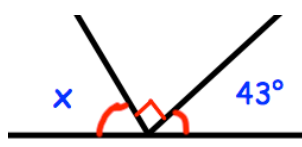
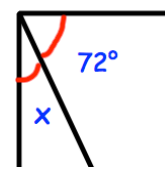
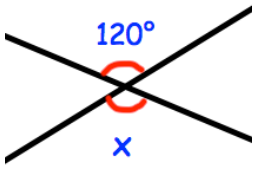
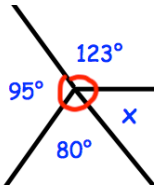
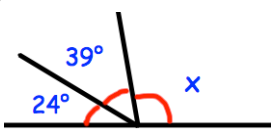
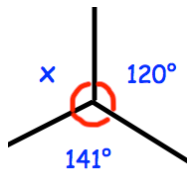
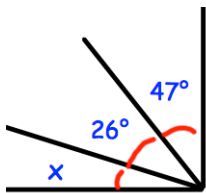
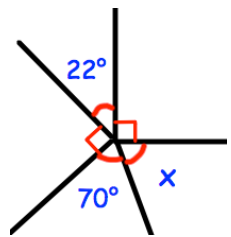
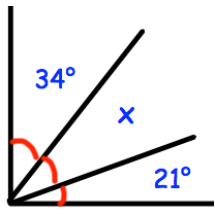
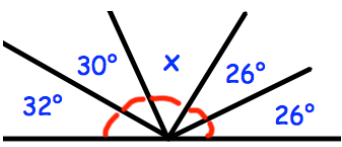
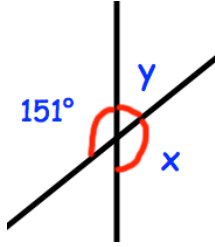
(f)




Angles

Videos 30, 34, 35, 39 on Corbettmaths

Question 5: Calculate the size of the missing angles

<p>(a) </p>	<p>(b) </p>	<p>(c) </p>
<p>(d) </p>	<p>(e) </p>	<p>(f) </p>
<p>(g) </p>	<p>(h) </p>	<p>(i) </p>
<p>(j) </p>	<p>(k) </p>	<p>(l) </p>
<p>(m) </p>	<p>(n) </p>	<p>(o) </p>
<p>(p) </p>	<p>(q) </p>	<p>(r) </p>

Answers



Click here



Scan here