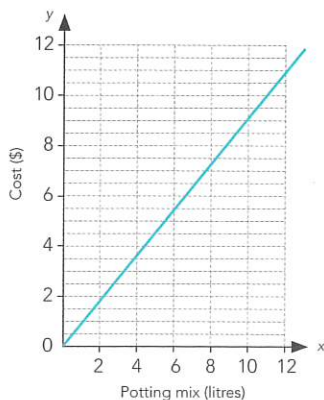
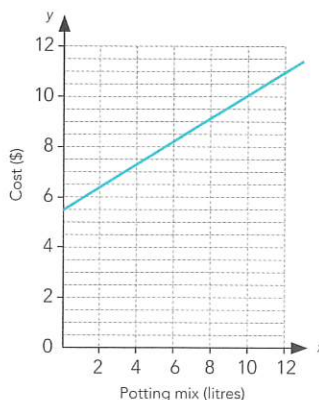
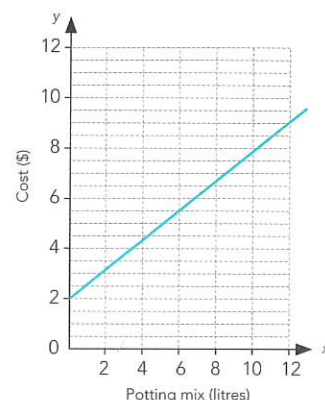
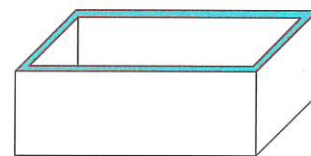


# Practice 1

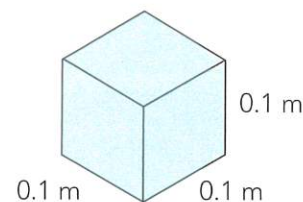
- 1 a At a garden store, 6 L of potting mix costs \$5.50, 12 litres cost \$11.00. Which graph shows the relationship between the amount of potting mix and its cost?

A B C 

- b The internal dimensions of Ariana's planter box are 2.4 m long by 1.2 m and it is 0.8 m deep. Calculate its volume.

Volume = \_\_\_\_\_ m<sup>3</sup>

- c She estimates that to fill the planter box she will need 2 cubic metres of potting mix. 1 litre is the same volume as a cube that has sides of 0.1 m.



Which is the correct calculation for finding the number of litres in 2 cubic metres?

$\frac{2 \times 100}{0.1^3}$

$\frac{2 \times 1000}{0.1^3}$

$\frac{2}{0.1^3}$

$2 \times 0.1^3$

- 2 Joe is studying for his driving test. These are the times he spent studying on each day of this week:

Day	Time
Monday	27 minutes
Tuesday	48 minutes
Wednesday	35 minutes
Thursday	1 hour
Friday	22 minutes

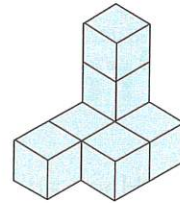
- a What is the mean of the times he spent studying each day?

\_\_\_\_\_ minutes

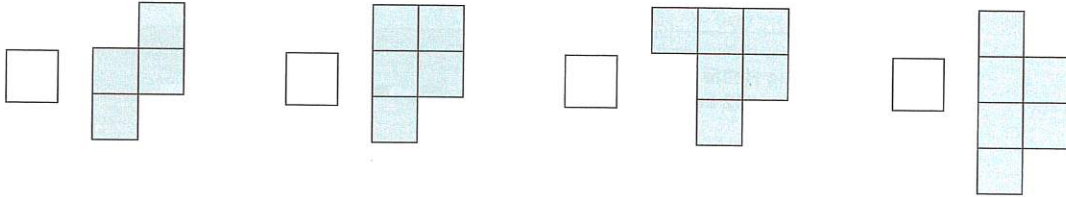
- b On Saturday, he studied for 72 minutes without a break. If he started at 10.17 am, at what time did he finish?

 10.19 am 10.29 am 11.19 am 11.29 am

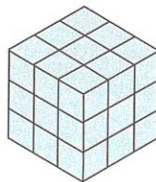
3 Jonte has made this shape from some blocks.



a Which diagram below shows the top view of this solid?



b Jonte wants to add to his shape and make a cube that is three blocks high, three blocks deep and three blocks long.



How many **more** blocks will Jonte need? \_\_\_\_\_

c All the blocks making up the cube were stuck together. Then the completed cube was dipped in green paint. How many faces of the blocks will be green?

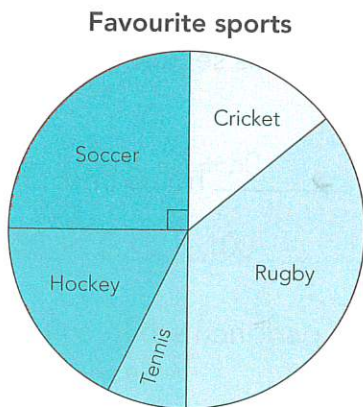
27

30

36

54

4 a This pie graph shows which sports students like playing best.



Place a tick beside any true statements (there may be more than one):

Cricket was more popular than hockey.

One quarter of the students favoured soccer.

Soccer was less popular than hockey.

Most students voted for rugby or soccer.

b The angle at the centre of the pie graph for the hockey sector is  $60^\circ$ .

If 252 students answered this survey, how many preferred hockey? \_\_\_\_\_

c Rugby is the sport played by the largest number of students.

Agree

Disagree

Can't tell for sure

Explain your answer.

---



---