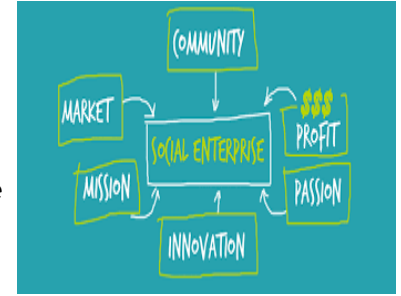


Year 9 Social Enterprise - Assessment 1

We've learned about social enterprise, team building, and the skills & attributes of enterprising people.

In this assessment, we'll apply this learning to a real-life problem or issue in our community.



Achievement Objectives

- Understand how exploration & innovation create opportunities & challenges for people, places & environments.
- Understand how people participate individually and collectively in response to community challenges.

Task Requirements

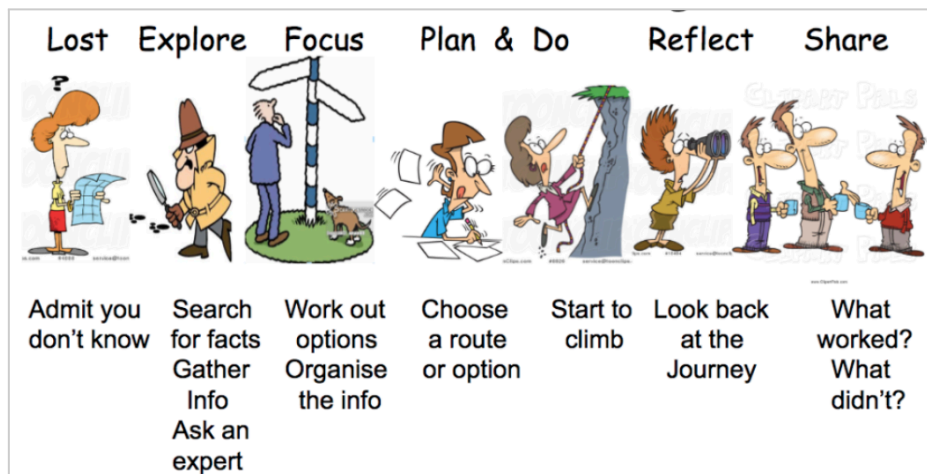
You are required to produce a product that addresses a community problem or challenge. The deadline is 3pm on Mon 8 April 2024

It's best to:

- work in groups of 3
- ensure any materials used or products produced are environmentally friendly / sustainable.

Steps to follow

- Watch / read examples of local social enterprise solutions
 - [Link to tvnz article on bread bag tags cardboard replacements](#)
- Lost: Read these instructions to identify what's required
- Explore: Gather information on community issues & possible solutions (eg brainstorm, websearch)
- Focus: Organise the information (eg mindmap) and narrow down your options - choose one!
- Plan: Decide and then write down Who? Why? What? Where? When? How?
- Do: Produce the product (good or service) and provide it to people to benefit the community
- Reflect: Discuss what went well, what you'd do differently, the impact you had, etc. Write this down.
- Share: Present to others your ideas, the issue you addressed, the product, your impact, etc.



An example

A community issue might be litter on Flat Bush public grass areas or at school.

Possible solutions could be:


- attractive rubbish bins made of sustainable materials,
- easy to understand signs,
- an education programme,
- a 'no packaging' in lunchboxes programme.

TAAB Rubric

| Criteria | | | | |
|---|---|--|---|---|
| Innovative Ideas: Opportunities & challenges | You started to develop ideas, that are copied or restated from various sources (eg. internet) | You combined ideas from various sources to address a community problem | You developed ideas that are combined in original ways, to address a community problem | You explored a range of ideas that are combined in original ways, to address a community problem |
| Intended Purpose: Creative response to a community challenge | You have yet to complete a sustainable product in response to a community problem | You produced a product in response to a community problem | You produced a sustainable product that makes a meaningful contribution, in response to a community problem | You produced a sustainable product that makes an original and meaningful contribution to a community problem |
| Collaboration | You participated to some degree in your group role | You co-operated with others and participated in your group role | You effectively co-operated and contributed in your group role | You worked effectively as a team member, contributing fully, bringing members together, and ensuring the team focused on success. |
| Presentation | You described some aspects of the community problem, the process you followed and your product. However, you needed more organisation and/or preparation. | You described aspects of the community problem, the process followed and your product. Information was somewhat organised. | You explained aspects of the community problem, the process followed and your product. Information was organised & presented to help the audience understand. | You fully explained the community problem, the process followed and your product. Information presented was easy to understand. You assessed your impact on the problem and possible future action. |
| Time Management | You have yet to complete and submit your assessment | You submitted your assessment after the due date Mon 8 April | You submitted your assessment by the due date Mon 8 April | You submitted your assessment by the due date Mon 8 April |
| Overall | Working TOWARDS curriculum expectation | Working AT curriculum expectation | Working ABOVE curriculum expectation | Working BEYOND curriculum expectation |

Template (available if you wish to use it)

1. Explore: Gather information on community issues & possible solutions
eg brainstorm issues, websearch local problems, ask local experts (parents/teachers)
This is a 'dump' of words (a messy jumble of words) - don't justify ideas, just write them down.



2. Focus: Organise the information and narrow down your options - choose one!
(eg mindmap)



3. Plan: State your chosen solution/product. Then agree Who? Why? What? Where? When? How?
(eg this could include costs & who will provide materials)

Why?

What?

Who?

Where?

When?

How?

- Do: Produce the product (good or service) and provide it to people to benefit the community
Work to your plan (eg team members have different roles and tasks to complete).
NB taking photos is an easy way to share later

- Reflect: Discuss what went well, what you'd do differently, the impact you had, etc.
What went well? (eg brainstorming of issues & solutions, teamwork, shared tasks, etc)

What could be improved/done differently in future? (eg seek help, communicate better)

What impact could/did our product have? (eg did it reduce the community problem)

Share: Present to others your ideas, the issue you addressed, the product, your impact, etc.
This could be a slide show, poster, short video, oral presentation to class, etc