
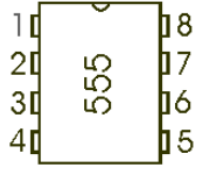

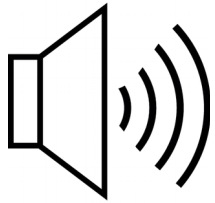

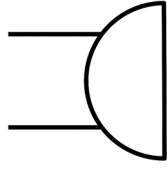



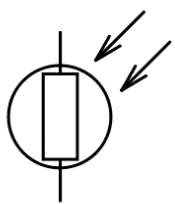

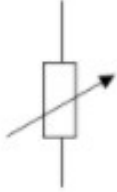

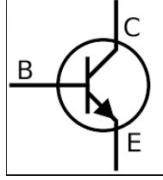




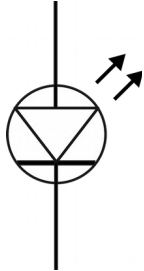

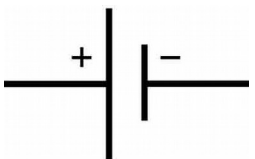

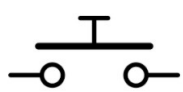



9DGT Assessment - Study Guide

Electronic Components – Symbols and names

Image	Component Name	Symbol
	555 timer	
	speaker	
	buzzer	
	Fixed Value Resistor	
	LDR	

	<p>Potentiometer</p>	
	<p>Transistor</p>	
	<p>Electrolyte Capacitor</p>	
	<p>Non- Electrolyte Capacitor</p>	
	<p>LED</p>	

	<p>cell</p>	
	<p>Push Switch</p>	
	<p>Slide Switch</p>	