


- 3 The city council announced that compared with 2021, the number of people using buses had doubled in 2022. They used this graph to make their point.



This graph is a fair way to show that the number of people using buses had doubled.

Agree

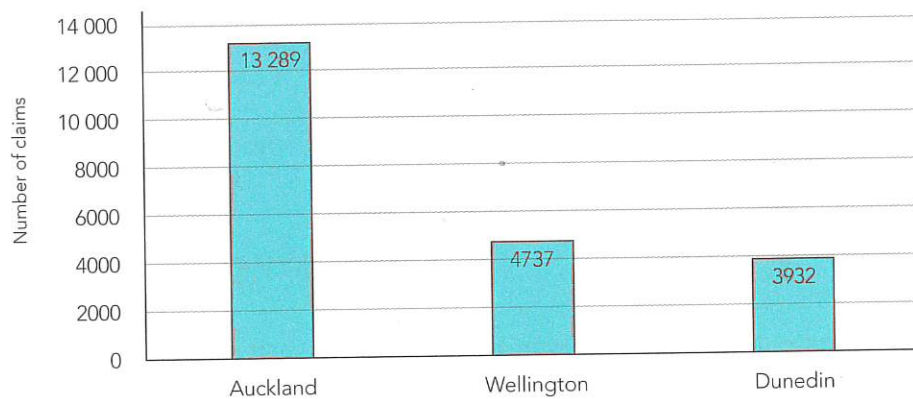
Disagree

Can't tell for sure

Explain your answer.

- 4 When someone has an accident they are sometimes supported by the Accident Compensation Corporation (ACC). The graph shows the numbers of ACC claims for rugby injuries in 2021.

Rugby injuries



Findlay says rugby players are more likely to make an ACC claim for a rugby injury in Auckland than in Dunedin.

Agree

Disagree

Can't tell for sure

Explain your answer.

- 5 Admission to the Fun Park is \$28 for adults and \$15 for children. However it advertises this deal:

GREAT DEAL! THIS WEEK ONLY!
\$80 FAMILY PASS: 2 ADULTS AND UP TO 3 CHILDREN!

The Fun Park really is offering a great deal for families.

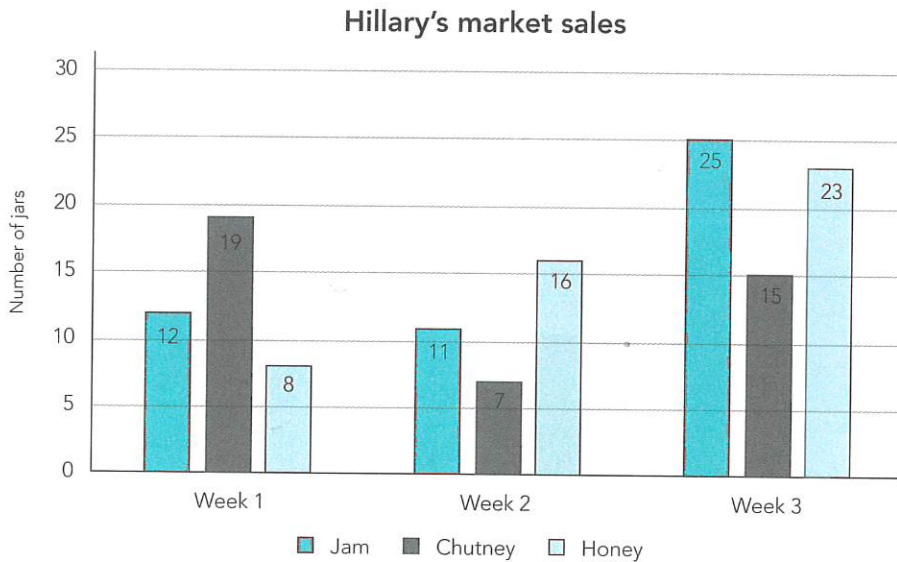
 Agree

 Disagree

 Can't tell for sure

Explain your answer.

- 6 Hillary sells jam, chutney and honey at her local Saturday market. The graph shows the number of jars of each product that she has sold over the last three weeks.



Her brother tells her that she is bound to sell at least 20 jars of honey next week. Do you agree with her brother? Explain your answer using the information on the graph.

 Agree

 Disagree

 Can't tell for sure

Explain your answer.
