

Summarizing a Fictional Text: Somebody Wanted But So

WHAT EACH WORD IN THE SCAFFOLD REPRESENTS

- Somebody (S):** Identify the protagonist or main character.
- Wanted (W):** Explain what the character wanted to solve—the main problem.
- But (B):** Consider the conflict, also thought of as the antagonistic forces that work against the protagonist.
- So (S):** Show or hint how the protagonist solved the problem without giving the ending away.

TITLE: _____

SOMEBODY	WANTED	BUT	So

SUMMARY:

Seeing Is Comprehending and Remembering

THIS STRATEGY HELPS YOU . . . monitor what you do and don't understand.
Mental images also enable you to recall details and use them to analyze texts.


Directions: On the left-hand side of this paper, draw a setting, an event, and a character you connected to or something that changed the way you think about a topic. You may use words instead of drawings. On the right-hand side, answer the questions posed.

Title and Author of Fiction Book or Biography _____

MENTAL PICTURE


QUESTIONS

Setting




How does this setting affect the main character's actions, words, and problems?

Key Event



Why is this an important event?

Main Character



What made you connect with this character? Similar problems? Worries? Family issues?

What makes the character change? Be specific when you discuss this on the back of this page.