


A Celebration of Culture

A Year 7 Unit created by Robert Bartholomew and Mariam Martin for Mission Heights Junior College





**Belonging?
Where do I fit in?**



What country was I born in?

How many people/ pets in my family?
And Who?

What Nationalities are my parents?

What religion am I?

How does my family celebrate xmas?


How do I celebrate my birthday?

What is the most common dinner
my family eats?

How often do we go to our place
of worship/ church/ temple?



What is culture?



Lesson 1: Culture

- What is Culture?
- Culture is the language, beliefs, customs, laws, myths and legends shared by a group of people. Culture helps to connect people together.
- Task: Write this definition into your Red Book.



Class Discussion

- Task 2: Look at the different definitions of culture.
- A school's culture can be defined as the traditions, beliefs, policies, and norms within a school that can be shaped, enhanced, and maintained through the school's principal, teachers and student leaders.



A people without the knowledge of their past history, origin and culture is like a tree without roots.


Marcus Garvey

Task: Does Marcus Garvey think culture is important? Why?



Create a Culture Flower

In your books, create a culture flower pedal. In the yellow part write 'Culture' and for the pedals write a word or words that make up key aspects of someone's culture. In addition to the definition on slide 3, you may wish to look up different definitions online.



What makes me
who I am?



Homework: Self-Portrait using images and symbols.

- You are to create an artwork describing who you are. You are to only use images and symbols to portray yourself. (use the list we made in class to help you with ideas)
- The overall result will be a form of self-portraiture. We will display these in the classroom and your peers must guess who you are by only looking at the clues they see in your artwork.

How good of an observer are you?

- Task: Go back to the first slide of this powerpoint. It is a picture of tribesmen in Paupa New Guinea. Look closely at the image. One of the people in the photo has an object that is commonly found in Kiwi society. What is it? Hint – it's not the necklace. Look closely at all of the people!
- The object in the picture is a _____?

Homework

- Make sure your books are up to date and all tasks have been completed.



Week 2 Lesson 2

- In this lesson we will seek to understand our culture by looking through the eyes of others.



The Strange Nacirema Tribe

- Watch the video ‘Who are the Nacirema?’
- <https://www.youtube.com/watch?v=fdtcRVduqaQ> (7:58 sec.) Go to the 5:20 sec. mark and stop the video. Write out the following questions and answers in your Red Book under the heading – ‘The Strange Nacirema Tribe’
- 1. Do you think the Nacirema people are strange? List the reasons.
- 2. Can you think of any similarities between the Nacirema and people living in New Zealand?
- Now continue playing the video.
- 3. What is your reaction to the remainder of the video? Were you surprised? Why?



The Nacirema

- 4. Why did Horace Miner write the Nacirema article?
- The Nacirema—American spelled backwards—was Horace Miner’s way of noting that many scientists who study cultures (Anthropologists) tend to hype up the perceived weirdness of other cultures. The point of his article was to highlight that “everything that’s normal to us seems weird to someone else.”
- **Task:** Can you think of at least two seemingly strange customs that Kiwis engage in – that people from another country might think of as strange? (Hint: ‘Sweet as...’)

Week 2 Lesson 3

- Culture-related Current Event
- Go online and access the following article: “Why this Amazon tribe may have the world's healthiest hearts.” CBS News, March 20, 2017. Here is the link: <https://www.cbsnews.com/news/amazon-tsimane-tribe-diet-lifestyle-habits-healthy-hearts/>
- Under the heading ‘Current Event #1’ in your Red Book,
 - 1) Write a short summary of the article in your own words. Include who, what, where, when, and why.
 - 2) Create several key dot point of important information.