






















VOWELS AND CONSONANTS

Vowels: Simple vowels

A. Practice reading and writing simple vowels. The basic stroke order is left to right and top to bottom (→ ↓).

Simple vowels	Writing practice						
							
							
							
							
							
							
							

Vowels: Diphthongs

B. Practice reading and writing diphthongs. The basic stroke order is left to right and top to bottom (→ ↓).

Simple vowels	Diphthongs	Writing practice					
ㅏ	ㅑ	ㅑ			ㅑ		
ㅓ	ㅕ	ㅕ			ㅕ		
ㅗ	ㅛ	ㅛ			ㅛ		
ㅜ	ㅠ	ㅠ			ㅠ		
ㅞ	ㅟ	ㅟ			ㅟ		
ㅚ	ㅜ이	ㅜ이			ㅜ이		

C. Listen to each of the vowel sounds and repeat out loud. 🎧

1. 아 2. 어 3. 오 4. 우
5. 으 6. 이 7. 예 8. 애

D. Listen to each of the vowel sounds and repeat out loud. 🎧

1. 아, 야 2. 어, 여 3. 오, 요 4. 우, 유 5. 예, 예 6. 애, 애

Vowels: More diphthongs

E. Practice reading and writing diphthongs. The basic stroke order is left to right and top to bottom (→ ↓).

ㄱ + ㅏ	ㅑ	ㅑ			와		
ㄱ + ㅗ	ㅓ	ㅓ			왜		
ㄱ + ㅣ	ㅕ	ㅕ			외		

ㄷ + ㅏ	ㅑ	ㅑ			워		
ㄷ + ㅗ	ㅓ	ㅓ			웨		
ㄷ + ㅣ	ㅕ	ㅕ			위		
ㅡ + ㅣ	ㅟ	ㅟ			의		

F. Listen to each of the vowel sounds and repeat out loud. 

1. 와 2. 왜 3. 외 4. 워 5. 웨 6. 위

G. Practice writing all of the vowels.

아	아			야	야		
어				여			
오				요			
우				유			
애				얘			
에				예			
와				워			
왜				웨			
외				위			
이				이			
의							

H. Listen carefully and circle the syllable you hear. 

- | | |
|--------------|--------------|
| 1. 아 어 | 2. 오 우 |
| 3. 이 으 | 4. 에 의 |
| 5. 야 여 | 6. 유 요 |

I. Listen carefully and circle the syllable you hear. 

- | | |
|--------------|--------------|
| 1. 애 얘 | 2. 에 예 |
| 3. 와 워 | 4. 왜 예 |
| 5. 웨 의 | 6. 외 위 |

J. Listen carefully and complete the syllables with missing vowels. 

1	2	3	4	5
아	○	○	○	○
6	7	8	9	10
○	○	○	○	○

K. Listen and write the words you hear. 

- | | |
|-------------|-------------|
| 1. _____ | 2. _____ |
| 3. _____ | 4. _____ |
| 5. _____ | 6. _____ |

Consonants

L. Practice reading and writing consonants. The basic stroke order is left to right and top to bottom (→ ↓).

Consonants	Writing practice						
ㄱ	ㄱ	ㄱ					
ㄴ	ㄴ	ㄴ					
ㄷ	ㄷ	ㄷ					
ㄹ	ㄹ	ㄹ					
ㅁ	ㅁ	ㅁ					
ㅂ	ㅂ	ㅂ					
ㅅ	ㅅ	ㅅ					
ㅇ	ㅇ	ㅇ					
ㅈ	ㅈ	ㅈ					
ㅊ	ㅊ	ㅊ					
ㅋ	ㅋ	ㅋ					
ㅌ	ㅌ	ㅌ					
ㅍ	ㅍ	ㅍ					
ㅎ	ㅎ	ㅎ					

Double consonants

M. Practice reading and writing double consonants. The basic stroke order is left to right and top to bottom.

Double consonants	Writing practice						
ㄱㄱ	ㄱㄱ	ㄱㄱ					
ㄷㄷ	ㄷㄷ	ㄷㄷ					
ㅃㅃ	ㅃㅃ	ㅃㅃ					
ㄴㄴ	ㄴㄴ	ㄴㄴ					
ㄹㄹ	ㄹㄹ	ㄹㄹ					

Plain consonants	ㄱ	ㄴ	ㄷ	ㄹ	ㅁ	ㅂ	ㅅ	ㅇ	ㅈ
Aspirated consonants	ㅋ		ㅌ			ㅍ		ㆁ	ㆁ
Tense consonants	ㄱ		ㄷ			ㅂ	ㄴ		ㄹ

N. Practice combining a consonant and a vowel, as shown below. Practice writing and reading out loud.

	ㅏ	ㅑ	ㅓ	ㅕ	ㅗ	ㅛ	ㅜ	ㅠ	ㅡ	ㅣ
ㄱ	가									
ㄴ				노						
ㄷ										
ㄹ							루			
ㅁ										
ㅂ			버							
ㅅ									스	
ㅇ				여						
ㅈ	자									
ㅊ										
ㅋ									크	
ㅌ										
ㅍ					포					
ㅎ										

O. After finishing the table, find the following words and circle them.

1. 포크 2. 스시 3. 쿠키 4. 버스 5. 초코 6. 주스

Vowel with sound	Romanization (do not use for determining sound)	Vowel letter	IPA (Int. phonetic alphabet; determines sound!)	As in the word:
아	a	ㅏ	/a:/	<u>arm</u> , <u>father</u>
야	ya	ㅑ	/ja:/	<u>yahoo</u>
어	eo	ㅓ	/ɒ/	<u>orange</u> , <u>hot</u>
여	yeo	ㅕ	/jɒ/	<u>yacht</u>
오	o	ㅗ	/ɔ:/	<u>awesome</u> , <u>ball</u>
요	yo	ㅛ	/jɔ:/	<u>york</u>
우	u	ㅜ	/u:/	<u>moo</u>
유	yu	ㅠ	/ju:/	<u>you</u>
으	eu	ㅡ	/u/ --> /ɪ/**	<u>sit</u> **
이	i	ㅣ	/i:/	<u>tree</u>
애	ae	ㅝ	/ae/	<u>apple</u>
얘	yae	ㅞ	/jae/	<u>yankee</u>
에	e	ㅜㅝ	/e/ --> /ae/	<u>pet</u> --> <u>apple</u>
예	ye	ㅠㅝ	/je/ --> /jae/	<u>yankee</u>
와	wa	ㅘ	/wa:/	<u>wah-wah</u> pedal
왜	wae	ㅙ	/wae/	<u>wax</u>
외	oe	ㅚ	/wae/	<u>wax</u>
워	wo	ㅜㅙ	/wɒ/	<u>watch</u>
웨	we	ㅠㅙ	/we/ --> /wae/	<u>wet</u> --> <u>wax</u>
위	wi	ㅜㅣ	/wi:/	<u>we</u>
의	ui	ㅡㅣ	/uɪ/#	/u-i/ #

** This IPA sound (/uɪ/) doesn't exist in English. We will use /ɪ/ as in 'sit'. It is a close approx. Some say it's the /ɒ/ in pull but with no lip rounding. I think going with /ɪ/ is a good choice. (Note: In IPA 'j'=y sound).

This sound also does not exist in English. It's /u - i/ said together quickly. Notice the colons are missing to indicate a shorter sound. **Note 1:** Some books will say that,

1. 'ㅓ' is the /ə/ (uh) sound. Correct if American accent but for British (or kiwi) /ɒ/ is the correct sound.
2. 'ㅗ' is o in 'no'. However, this can't be correct as the Korean basic vowels are pure sounds ie monophthongs, yet the 'o' in 'no' is the diphthong /əʊ /! The much more correct sound is /ɔ:/.

Note 2: To get the correct colour in the sound of 'ㅘ', 'ㅙ', 'ㅜㅝ', 'ㅠㅝ', you must have trumpet shaped lips.

Note 3: When a 'w' vowel is formed the horizontal vowel takes height priority and any left side arms on vertical vowels slide down to make way for it. **Finally:** Remember these above sounds are only our best approximations to the Korean sound.

Consonant Name (Romanized)	Korean Character	시옷 Korean spelling for name			
giyeok		기역			
nieun					
digeut		디귄			
rieul					
mieum					
bieup					
siot		시옷			
ieung					
jiut					
chieut					
kieuk					
tieut					
pieup					
hieut					

1.

시옷

2.

시옷

3.

디귄