



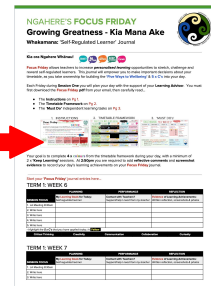
Focus Friday: Here's an overview of what to do...

Term 1: **Week 7**



Forest Whānau teachers extend their best wishes to you for your first 'Focus Friday'. You will need to make **important decisions** about your own **Curriculum Timetable**, as you take ownership for building the '**Five Ways to Wellbeing**' into your day.

- Remember, it is your responsibility to plan your day in your **Focus Friday Journal** during Session One's **LA Meeting**. Our timetable guide is on Pg 2 and compulsory '**Must Do!**' learning tasks on Pg 3. You must aim to complete **4 x colours** during your day, with a minimum of 2 x '**Keep Learning**' sessions.
- Spend **10 minutes** updating your **Focus Friday Journal** at **2:50pm**. This is located on your **LA's Google Classroom page**. 
- Click to learn how to **locate & share** your '**Great Learner Evidence Website**'. You are then ready to start adding evidence of your '**Values in Action**' **to your website**. 



YR 8, YR 9 & YR 10 STUDENTS - ADD EVIDENCE TO **STAGE TWO** OF YOUR 'GREAT LEARNER EVIDENCE WEBSITE'

CHOOSE 2 TO ADD TO YOUR WEBSITE

Stage 2: Learning to Learn 'Ako' Feedback

- "I use feedback to take my next learning steps."

Take a screenshot of some feedback that a teacher has given you over lockdown. Then take another photo of how you have applied this feedback to improve your work! **Add this to your evidence website.**

Stage 2: Compassion 'Awhinatanga' Resilient Mindset

- "I understand that mistakes & challenges are essential for learning."

Show us your **trick shot!** Trick shots take **time & patience**. You learn as you work through the process. Show a video trick shot either when successful or somewhere in the learning process: **explain how you learnt from your mistakes.**

Stage 2: Lifelong learner 'Wānanga' GREAT Ako

- "I can explain my learning using GREAT Ako."

Take a **screenshot** of **Slide 6** from your SLC slideshow then add it to your website. Write a paragraph to explain your learning context from Term One. Make sure you use the words **EXPLORE, FOCUS, PLAN & DO** and **REFLECT**.

Stage 2: Integrity 'Pono' Hauora

- "I make decisions and take actions that have a positive impact on my well-being/Hauora."

Take a photo of yourself completing your PE & Health workout to show its positive effect on your physical well-being. Add bullet points to clearly explain this on your 'Great Learner Evidence Website.'

Stage 2: Compassion 'Awhinatanga' Culturally Connected

- "I support & participate in Tikanga Maori."

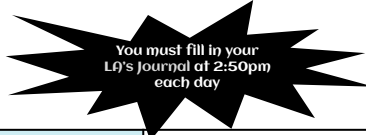
Record yourself performing the school 'Kia Mana Ake' **haka** (words & actions). You may choose to use screencastify to do this. Please embed the link onto your website.

Our best wishes for your 'Focus Friday' - Forest Whānau Staff 

Continued on next page...

24 x 'SEE READERS' DUE
SUNDAY 21ST MARCH

FOREST'S FIVE WAYS TO WELLBEING:



Use this framework to help personalise your 'Focus Friday' timetable...

<p>CONNECT 'CONNECT'</p> <p>STRONG & LISTEN, BE THERE, FEEL CONNECTED</p> <p>Strong Relationships</p>	<p>8:30-9:30am: 'Learning Advisor' Foster a strong learning relationship with your LA. Plan Your Day! In your 'Focus Friday Journal'...</p>	<p>Check Pg 3 to see whether your name is recorded to attend any compulsory 'Tutorial' sessions.</p>	<p>Following LA time ... 9F1 - Go to F1 9F2 - Go to F2 10F1 - Go to F3 10F2 - Go to F4 Once 'Focus Friday' Journals are checked, start your Self-Directed tasks.</p>	<p>Give 'GIVE'</p> <p>Your time, your words, your presence</p> <p>Acts of Kindness</p>	<p>8:30-9:30am: 'LA Time' Plan acts of kindness during LA time. Support others by sharing kind words, expert help or your time.</p>
<p>BE ACTIVE 'BE ACTIVE'</p> <p>DO WHAT YOU CAN, BRADY KAHN YOU DO, MOVE YOUR HOOO</p> <p>Increase Well-being</p>	<p>9:35-10:35am: 'Get Moving!' Be Active... • Self directed. Practice the haka with an Expert Buddy Cafe</p> <p>7qybtal</p>	<p>9:35-10:35am: 'Get Moving!' Be Active... 'Striking & Fielding'</p> <p>DNU in F10</p>	<p>9:35-10:35am: 'Get Moving!' Be Active... 'LET'S GET BIKING!'</p> <p>OYO in F9</p>	<p>9:35-10:35am: 'Get Moving!' Be Active... 'ACTIVE MINDFULNESS'</p> <p>NIS in F11</p>	<p>9:35-10:35am: 'Get Moving!' Be Active... 'Net Games'</p> <p>HTI in F8</p>
<p>KEEP LEARNING 'KEEP LEARNING'</p> <p>EMBRACE NEW EXPERIENCES, SEE OPPORTUNITIES, SURPRISE YOURSELF</p> <p>Stimulate the Brain</p>	<p>11:00-12:00pm: 'Self-Directed' Sharpening our reading & maths skills... Reading Plus: 24 x SR's Maths Buddy: All Tasks DNU</p>	<p>11:00-12:00pm: 'Tutorial' Sharpening my numeracy skills... MPH = Yr 9's in FS</p>	<p>11:00-12:00pm: 'Tutorial' Sharpening my literacy skills... NIS = Yr 9's in LCW OYO = Yr 10's NCEA writing F6</p>	<p>11:00-12:00pm: 'Tutorial' MUST DO for 10F1 in F7 Boys - 11:00am to 11:30am Girls - 11:30 am to 12pm AL = 30 minute Science practical in Science Lab.</p>	
<p>TAKE NOTICE 'TAKE NOTICE'</p> <p>REMEMBER THE SIMPLE THINGS THAT GIVE YOU JOY</p> <p>Enjoy the Present Moment</p>	<p>12-1:05pm: 'Passions Breakout' Enjoy the things that bring you joy... 'DRAMA' EST (Strictly limited numbers) Dance Studio</p>	<p>12-1:05pm: 'Passions Breakout' Enjoy the things that bring you joy... 'MUSIC' RPI This is by invite only</p>	<p>12-1:05pm: 'GATE Breakout' Enjoy the things that bring you joy... 'SCIENCE FAIR' for those who wish to enter the school competition. MK in F11</p>	<p>12-1:05pm: 'GATE Breakout' Enjoy the things that bring you joy... 'CREATIVE WRITING' Have fun while developing your writing skills. RLA in F10</p>	<p>12-1:05pm: 'Passions Breakout' Enjoy the things that bring you joy... 'PASSIONS PROJECT' Plan your personal inquiry. OYO in Upper Cafe</p>
<p>KEEP LEARNING 'KEEP LEARNING'</p> <p>EMBRACE NEW EXPERIENCES, SEE OPPORTUNITIES, SURPRISE YOURSELF</p> <p>Stimulate the Brain</p>	<p>2:00-3:00pm: 'Self-Directed' Sharpening our curriculum skills... 'Must Do' Activities: Complete your compulsory tasks on Pg 3. LDO, IBR & JCL</p>	<p>2:00-3:00pm: 'Self Directed' Sharpening my numeracy skills... MPH = Yr 10's 'Must Do' Maths Buddy Topic Test on Scientific Notation. JBC F6</p>	<p>2:00-3:00pm: 'Tutorial' Sharpening my literacy skills... NIS = Yr 9's in LCW</p>		<p>By invitation only. Refer to the list of Tutorial attendees on Page 3.</p>

LCW = Report to the Lower Central Whānau area.

FOREST WHANAU: YR 10 'MUST DO'S!'

You must fill in your
LJ's Journal at 2:45pm
each day

Term 1: Week 7

PE & HEALTH - OYO	GLOBAL STUDIES - EST	ENGLISH - RLA	MATHS - MPH	SCIENCE - ALI																																
<p>No 'Must Do's' this week.</p>	<p>Learning Intentions: WALT</p> <ul style="list-style-type: none"> Explain how the Nazi's used propaganda to promote their ideas <p>Activity Instructions:</p> <ol style="list-style-type: none"> Watch "The Power of Nazi Propaganda" and take notes. Summarise 10 key points from the video with a group. Complete the 3 level guide on a Nazi Propaganda image. <p>Links: Resources and further instructions are on Google Classroom</p>	<p>Learning Intentions: WALT</p> <ul style="list-style-type: none"> Analyse the key ideas in a written text <p>Activity Instructions:</p> <ol style="list-style-type: none"> 10F1 and 10F2 - Camp Leaders Novel 'One Pager' <table border="0"> <tr> <td>Pj</td> <td>Chai</td> </tr> <tr> <td>Cewyn</td> <td>Anmol</td> </tr> <tr> <td>Krish</td> <td>Livi</td> </tr> <tr> <td>Makayla</td> <td>Niki</td> </tr> <tr> <td>Trisha</td> <td>Navraj</td> </tr> <tr> <td>Maddie</td> <td>Shiria</td> </tr> <tr> <td>Amber</td> <td>Ameera</td> </tr> </table> <p>* I am available to support in S2 and Session 4.</p>	Pj	Chai	Cewyn	Anmol	Krish	Livi	Makayla	Niki	Trisha	Navraj	Maddie	Shiria	Amber	Ameera	<p>Digital Platforms:</p> <p>Both 10F1 and 10F2 must complete the test and overdue Maths Buddy tasks during 'Focus Friday'.</p> <table border="1"> <thead> <tr> <th>10F1:</th> <th>10F2:</th> </tr> </thead> <tbody> <tr> <td>Adam</td> <td>Mateo</td> </tr> <tr> <td>Racheal</td> <td>Gurjas</td> </tr> <tr> <td>Ziyaad</td> <td>Zunaira</td> </tr> <tr> <td>Trisha</td> <td>Fiona</td> </tr> <tr> <td>Makaya</td> <td>Krish</td> </tr> <tr> <td>Hazel</td> <td>Zarik</td> </tr> <tr> <td></td> <td>Rudra</td> </tr> <tr> <td></td> <td>Liviahn</td> </tr> </tbody> </table>	10F1:	10F2:	Adam	Mateo	Racheal	Gurjas	Ziyaad	Zunaira	Trisha	Fiona	Makaya	Krish	Hazel	Zarik		Rudra		Liviahn	<p>10F1 have a 'Must Do' Science Activity today.</p> <p>Digital Platforms:</p> <p>Complete all assigned & outstanding Education Perfect tasks</p> <p>Session 3 - See you all at F7 Lab for practical component.</p> <p>Success Criteria:</p> <ul style="list-style-type: none"> I can make observations of a chemical reaction between metals and acids I can write chemical word equations <p>Independent learning has been posted by in Google Classroom.</p>
Pj	Chai																																			
Cewyn	Anmol																																			
Krish	Livi																																			
Makayla	Niki																																			
Trisha	Navraj																																			
Maddie	Shiria																																			
Amber	Ameera																																			
10F1:	10F2:																																			
Adam	Mateo																																			
Racheal	Gurjas																																			
Ziyaad	Zunaira																																			
Trisha	Fiona																																			
Makaya	Krish																																			
Hazel	Zarik																																			
	Rudra																																			
	Liviahn																																			


LEARNING ADVISOR - JOURNAL, REFLECTIONS & EVIDENCE WEBSITE

- Spend 10 minutes updating your 'Focus Friday' Journal at 2:50pm every day. This is located on your Learning Advisor's [Google Classroom](#) page ('Focus Friday' folder).
- Please ensure you have completed your [SMART goal](#) paragraph & [SLC Reflection](#) onto our [FWhanau21](#) page of MH Online.
- Add 2 pieces of evidence to your 'Great Learner Evidence Website'. Here's our [short video](#) reminder of how to do this....

eLEARNING - ePASSPORT

Click on the [eLearning](#) tab of your class [Google Classroom](#) page.

Complete the five [Interland certificates](#) - go to [Page 4](#) of this doc for instructions...



2021 ePassport Activities



You can start our ePassport by setting up your own 2021 subject folders on your MHJC **Google Drive**. Please name an extra folder **ePassport Evidence**.

You can play **Interland Online Games** to start earning your five **cybersafety certificates**.


Remember to take screenshots of any **Interland certificates** you earn.

File these screenshots in a folder on **Google Drive** called **ePassport Evidence**.

You can start locating & taking screenshots of evidence for any level of this rubric...

We have already collected your signed **CyberSafety form** during your 'Admin Day' visit.



	Bronze	Silver	Gold	Platinum
Organisation	Created Google Drive class folders for the current year	Google Drive is kept tidy over a year; files are named and organised into each class folder	Google Drive is kept tidy over 2 years; files are named and organised into each class folder, including archiving previous years' files	Demonstrated the knowledge of using Google Takeout to pack up personal Google Suite content accumulated during the time at MHJC
Cybersafety 	Understood and signed the Cybersafety agreement	Completed Interland, gained all five certificates and have completed the Cybersafety quiz	Consistently adhered to the Cybersafety agreement and the principles learned from Interland for over a year	Role-modelled for others the best practice of Cybersafety and contributed to the overall Cybersafety in the MHJC community
Digital Capability	Shown the ability to navigate Mission Heights Online; e.g. view eReports, course pages, timetable, submit assignment, etc. Shown the ability operate these applications on Google Suite: <ul style="list-style-type: none"> • G-Docs • G-Slides • G-Mail • G-Calendar • Google Classroom 	Shown the ability to operate these applications on Google Suite: <ul style="list-style-type: none"> • G-Sheets • G-Forms • G-Sites • G-Meet 	Shown the confidence to use a wide range of digital tools to create, share and communicate learning	Shown mastery to use a wide range of advanced digital tools to create, share, communicate learning as well as interactive content
Digital Citizenship	Demonstrated the appropriate use of device during learning time; e.g. LineWize usage report	Regularly used school email to communicate with other students and teachers in an appropriate manner	Adopted a balanced approach to screen time and healthy sleep routines	Established a track record of building positive partnerships online, evident through collaborative work and digital communication