

# Slope (gradient)

WALT Calculate slope of a line

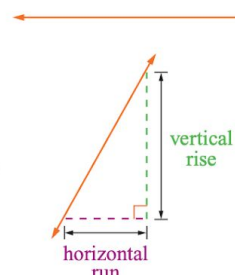
Success Criteria I can count the way lines go/move up/down (rise) and go/move across (run)

We use the word **slope** or **gradient** when talking about the degree of steepness of a line or a line segment. Horizontal lines have zero slope.

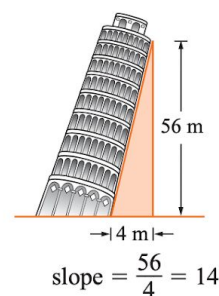
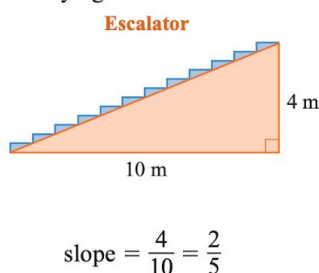
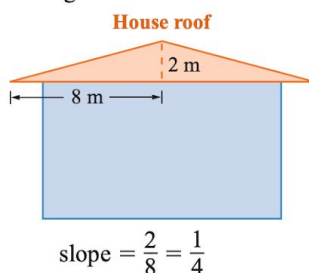
This line is very steep. It must therefore have a large slope.

To compare the slopes of different lines, we use the ratio of **vertical rise** to **horizontal run**. For a horizontal line, the vertical rise is 0, so the slope is 0.

$$\text{Slope} = \frac{\text{vertical rise}}{\text{horizontal run}}$$



The following illustrations indicate slopes of varying amounts.



When line segments are drawn on graph paper, we can determine the slope of the line segments by drawing horizontal and vertical lines to complete a right-angled triangle.

## EXAMPLE 1

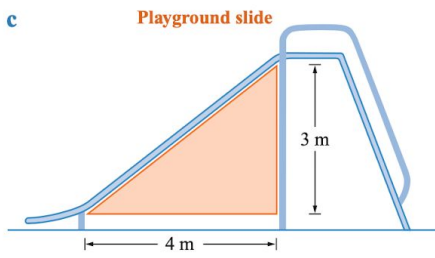
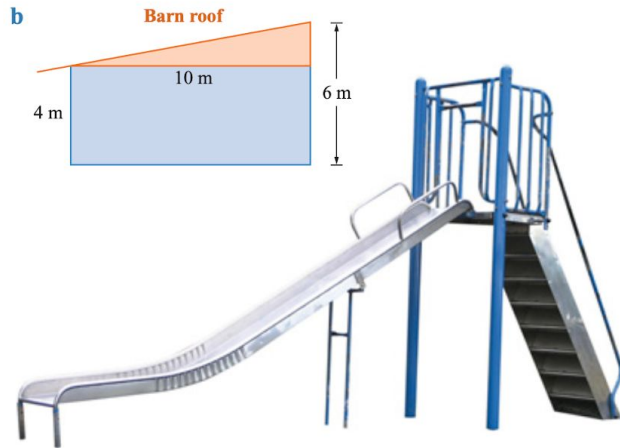
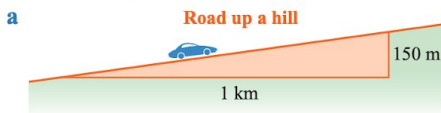
Find the slope of line  $AB$ .



Solve	Think	Apply
<p>Slope of <math>AB = \frac{\text{vertical rise}}{\text{horizontal run}} = \frac{2}{5}</math></p>	<p>Complete a right-angled triangle using <math>AB</math> as the hypotenuse. Then vertical rise = 2 and horizontal run = 5, so slope = <math>\frac{2}{5}</math>.</p>	<p>Complete a right-angled triangle. Determine the vertical rise and horizontal run to calculate the gradient.</p> <p>Gradient = <math>\frac{\text{rise}}{\text{run}}</math></p>

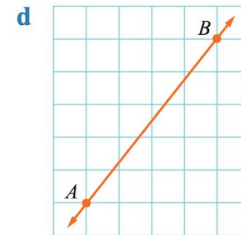
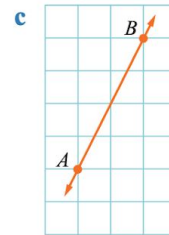
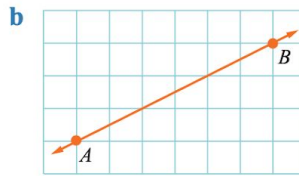
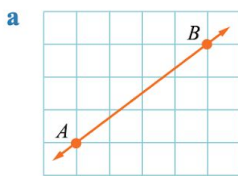
Its time to try

1 Find these slopes.



2 In each diagram, draw a right-angled triangle and find the gradient using:

$$\text{Gradient} = \frac{\text{vertical rise}}{\text{horizontal run}}$$



Find the gradient of the line passing through points  $C(-4, -2)$  and  $D(3, 2)$ .

Solve	Think	Apply
<p>Gradient = <math>\frac{\text{rise}}{\text{run}} = \frac{4}{7}</math></p>	<p>Complete a right-angled triangle using <math>CD</math> as the hypotenuse. Then vertical rise = 4 and horizontal run = 7, so gradient = <math>\frac{4}{7}</math>.</p>	<p>Complete a right-angled triangle using <math>CD</math> as the hypotenuse. Determine the vertical rise and horizontal run from <math>C</math> to <math>D</math> and calculate the gradient.</p> <p>Gradient = <math>\frac{\text{rise}}{\text{run}}</math></p>

3 Find the gradient of the line passing through each pair of points.

**a**  $C(-5, -2)$  and  $D(4, 5)$

**b**  $A(-3, -1)$  and  $B(5, 2)$

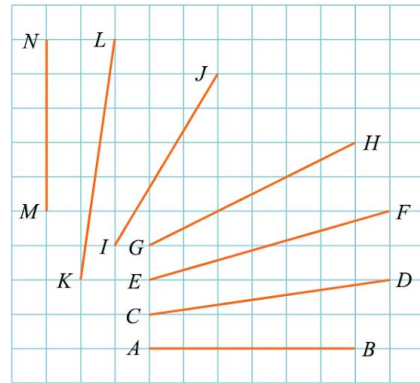
**c**  $C(-5, 3)$  and  $P(7, 7)$

**d**  $M(1, -5)$  and  $N(2, 6)$

## Investigation 2 Varying the slope

1 Complete the table.

Line segment	x-run	y-rise	Slope
<i>AB</i>			
<i>CD</i>			
<i>EF</i>			
<i>GH</i>			
<i>IJ</i>			
<i>KL</i>			
<i>MN</i>			



2 Complete the following.

- The slope of a horizontal line is \_\_\_\_\_.
- The slope of a vertical line is \_\_\_\_\_.
- As the line segments become steeper, their slopes \_\_\_\_\_.

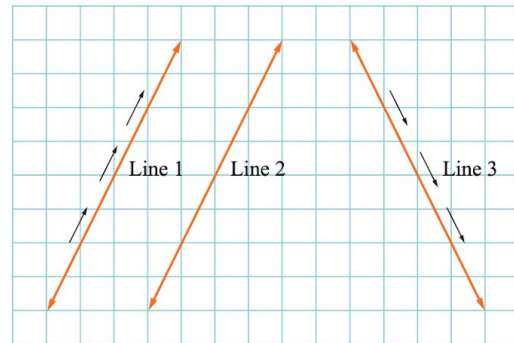
## Positive and negative gradients

In the diagram, lines 1 and 2 are parallel, and have the same slope of 2.

Line 3 is not parallel to lines 1 and 2, yet it has the same degree of steepness.

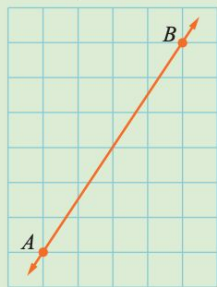
We say that lines 1 and 2 are **forwards sloping**, whereas line 3 is **backwards sloping**.

As we go from *left to right*, on line 1 we are going *uphill* and the slope (gradient) is **positive**, whereas on line 3 we are going *downhill* and the slope (gradient) is **negative**.



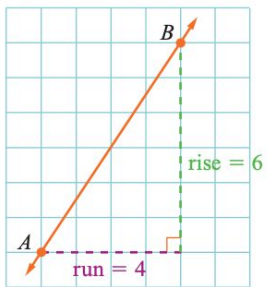
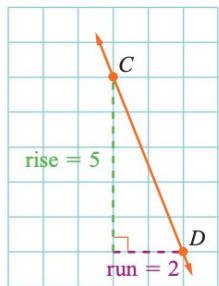
Find the slope of each line.

**a**



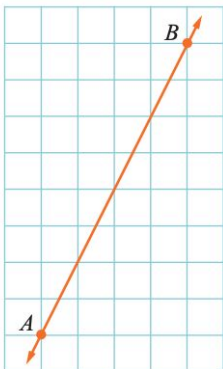
**b**



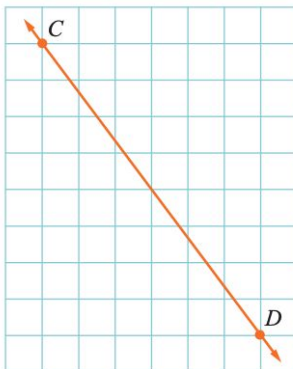
	Solve	Think	Apply
<b>a</b>	<p>The slope of <math>AB</math> is positive (uphill).</p> $\text{Slope } AB = \frac{\text{rise}}{\text{run}}$ $= +\frac{6}{4}$ $= +1\frac{1}{2}$	<p>Draw in a right-angled triangle and find the rise and run.</p> 	<p>First determine whether the slope is positive or negative.</p> <p>For downhill slopes, the 'rise' is a 'drop', so the slope is a negative value.</p>
<b>b</b>	<p>The slope of <math>CD</math> is negative (downhill).</p> $\text{Slope } CD = \frac{\text{rise}}{\text{run}}$ $= -\frac{5}{2}$ $= -2\frac{1}{2}$	<p>Draw in a right-angled triangle and find the rise and run.</p> 	

**1** Determine whether the slope is positive or negative and then find the gradient.

**a**



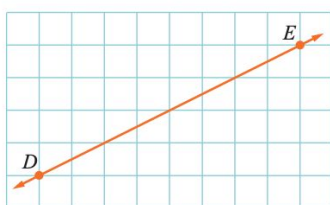
**b**



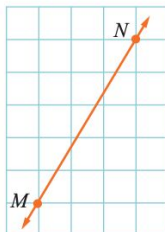
**c**



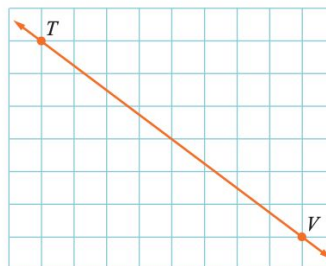
**d**



**e**

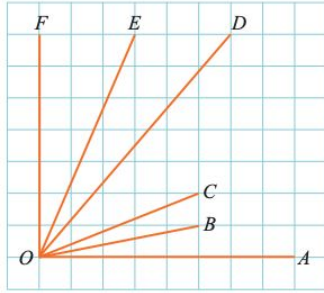


**f**



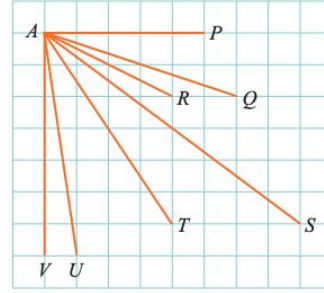
2 Find the gradient of each line.

- a OA      b OB  
c OC      d OD  
e OE      f OF

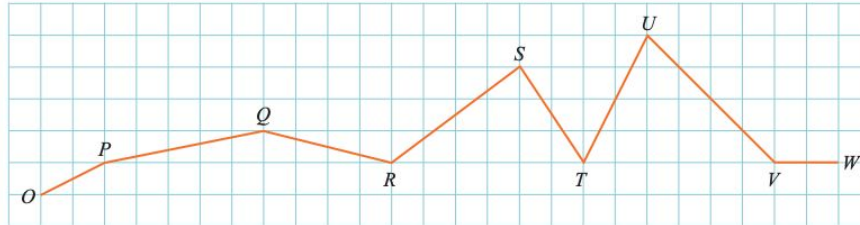


3 Find the gradient of each line.

- a AP      b AQ      c AR  
d AS      e AT      f AU  
g AV



4 Imagine you are walking across the countryside from O to W (from left to right).



- a When are you going uphill?  
b When are you going downhill?  
c Where is the steepest positive slope?  
d Where is the steepest negative slope?  
e Where is the slope 0?  
f Where is the slope not zero but least?

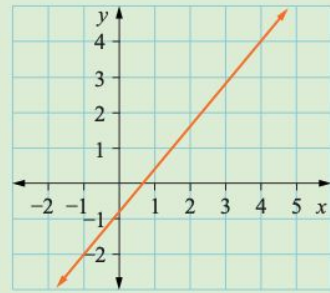
Plot points  $A(-3, 5)$  and  $B(7, 2)$  and find the gradient of the line passing through them.

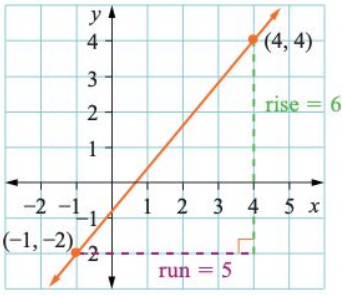
Solve	Think	Apply
<p>Gradient = <math>\frac{\text{rise}}{\text{run}}</math> = <math>-\frac{3}{10}</math></p>	<p>From the right-angled triangle, the slope is downhill, so the rise is <math>-3</math> and the run is <math>10</math>.</p>	<p>Plot the points, and draw a right-angled triangle. Find the rise and run. The gradient is negative (downhill).</p>

5 Plot each pair of points and find the gradient of the line passing through them.

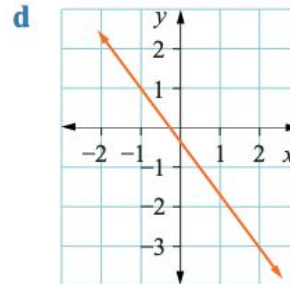
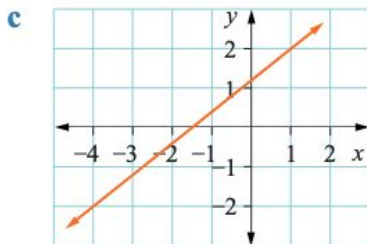
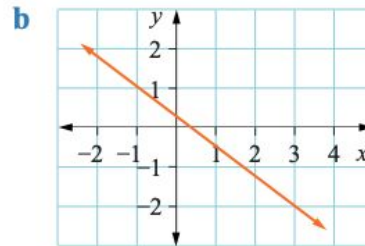
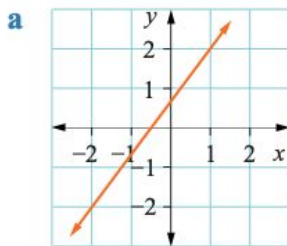
- a  $A(-4, 6)$  and  $B(7, 2)$       b  $C(-4, -1)$  and  $D(5, 3)$       c  $P(1, 3)$  and  $Q(-4, -1)$   
d  $R(0, 0)$  and  $S(5, 3)$       e  $M(5, 3)$  and  $N(-5, 2)$       f  $S(-3, -2)$  and  $T(4, -6)$

Find the gradient of this line.

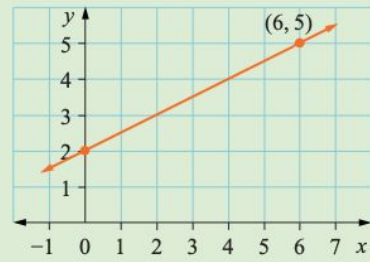


Solve	Think	Apply
 <p>Gradient = <math>\frac{\text{rise}}{\text{run}}</math>  <math>= +\frac{6}{5}</math></p>	<p>Choose any two points on the line, say <math>(-1, -2)</math> and <math>(4, 4)</math>. Draw in a right-angled triangle. The gradient is positive (uphill). The rise is 6 and the run is 5.</p>	<p>A straight line has the same gradient for its entire length. Choose any two points to calculate the gradient.</p>

6 By choosing two points on each line, find the gradients.

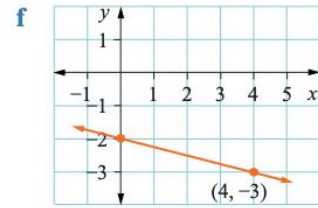
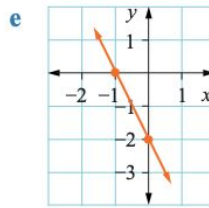
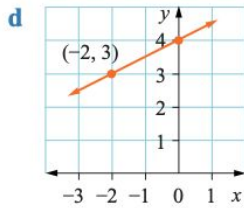
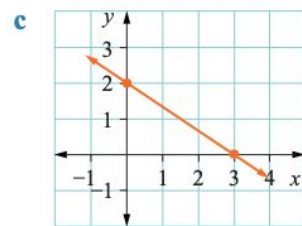
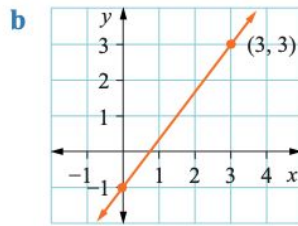
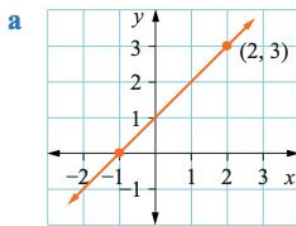


Find the gradient of the given line.

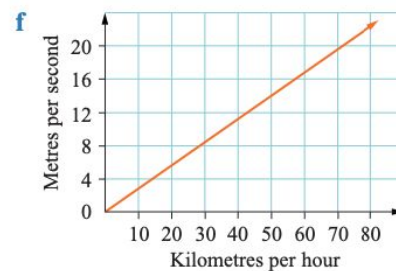
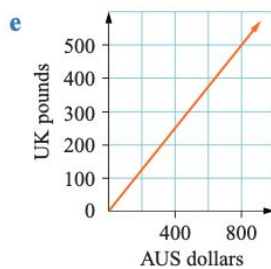
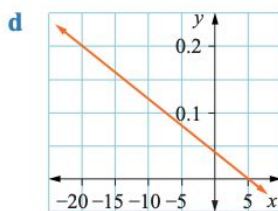
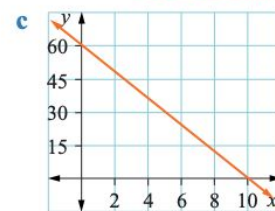
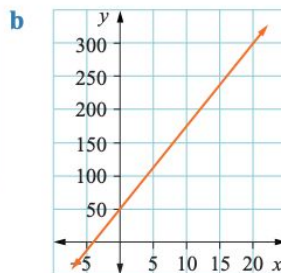
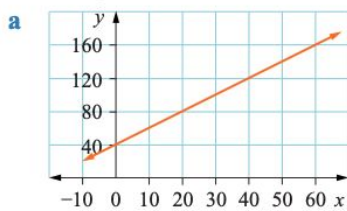


Solve	Think	Apply
<p>Gradient = <math>\frac{\text{rise}}{\text{run}}</math>  <math>= +\frac{3}{6} = +\frac{1}{2}</math></p>	<p>The gradient is positive (uphill). The rise is 3 and the run is 6.</p>	<p>Draw in a right-angled triangle. Find the rise and run.</p>

7 Find the gradients of these lines.



8 Find the gradient of each line.



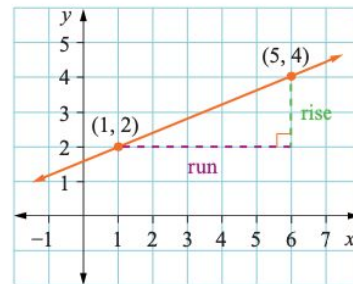
Be careful as the scales are not the same. ! .....

# Investigation 3 Formula for gradient

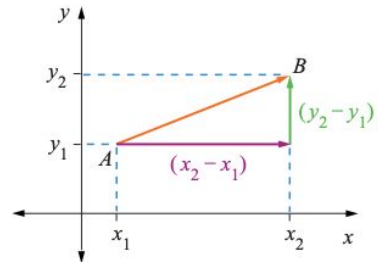
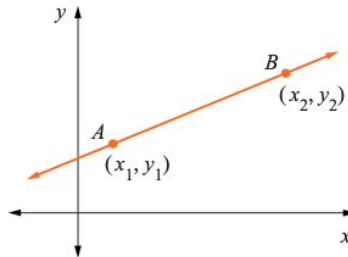
The gradient has been found by drawing a right-angled triangle and finding the vertical rise and horizontal run.

$$\text{Gradient} = \frac{\text{rise}}{\text{run}}$$

- 1 a** Find values for the vertical rise and horizontal run as shown in the triangle on this graph.  
**b** Calculate the gradient.



- 2 a** Copy this diagram.  
**b** Draw in the triangle as shown on the right-hand diagram.



- c** If  $A$  is  $(x_1, y_1)$  and  $B$  is  $(x_2, y_2)$  then from the diagram:
- rise =  $y_2 - y_1$
  - run =  $x_2 - x_1$
  - the vertical rise from  $A$  to  $B$  is  $y_2 - y_1$  (the difference between the  $y$ -coordinates)
  - the horizontal run from  $A$  to  $B$  is  $x_2 - x_1$  (the difference between the  $x$ -coordinates).

- d** The symbol for gradient is  $m$ . Complete the following.

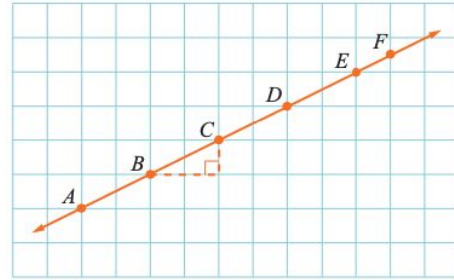
$$m = \frac{y_2 - \square}{\square - \square}$$



## Investigation 4 The slope of a line

1 Complete the table.

Line segment	$x$ -run	$y$ -rise	$\frac{y\text{-rise}}{x\text{-run}}$
$BC$	2	1	$\frac{1}{2}$
$DE$			
$AC$			
$BE$			
$AE$			
$AF$			



2 State, in sentence form, any conclusions you can draw from the graph and table.

## Investigation 5 Relating gradient and the tangent ratio

1 Plot points  $A(1, 2)$  and  $B(5, 9)$ .

2 Draw a right-angled triangle and write the lengths of the horizontal and vertical sides.

3 Find the gradient of  $AB$ .

4 Label the angle at  $A$  as  $\theta$ .

5 With respect to  $\theta$ , label the sides as opposite, adjacent and hypotenuse.

6 Write an expression for  $\tan \theta$ .

7 Compare  $\tan \theta$  and the gradient.

8 Explain the result from question 7.

9 Calculate the size of the angle that the line makes with the  $x$ -axis.

10 Calculate the angles for the gradients of the line joining the points in Exercise 10D question 5.

11 Copy and complete the following.

The gradient of a line is equal to \_\_\_\_\_  $\theta$ , where  $\theta$  is the angle made by the line and the \_\_\_\_\_ axis.