

Name: _____

Lesson 1 Worksheet 1.2 – Barcode programming

Reading the barcode

1. Place Edison on the arrow facing the barcode
2. Press the record (round) button 3 times
3. Edison will drive forward and scan the barcode


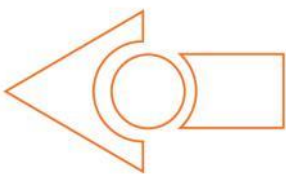
Now press play (triangle) to run the program.




Barcode - Clap controlled driving



Barcode – Avoid obstacles



Barcode – Line tracking



Barcode – Follow torch

Describe the actions that the robot takes and why for each barcode
