


# Concept Drawings:

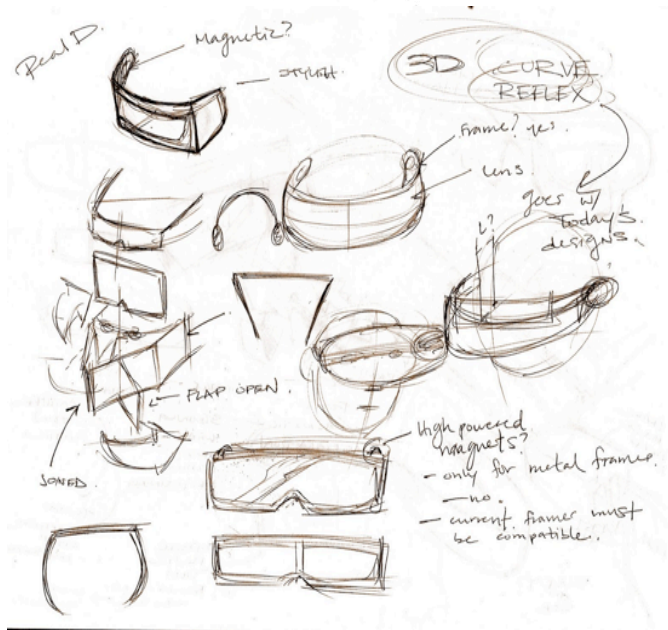

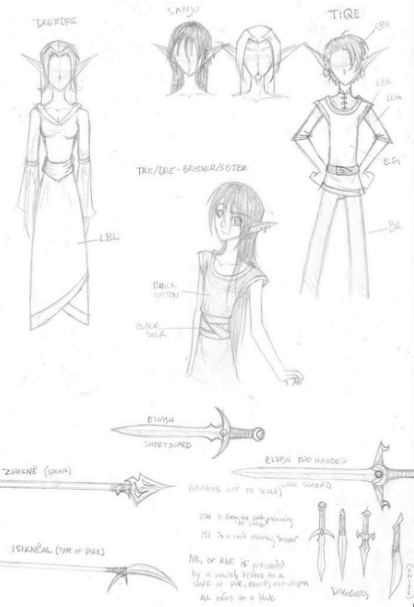
The idea of a speed sketch is to think quickly so you can sketch quickly  
keep your ideas flowing



Use the pen lightly while you are developing the form then press harder when you are happy with the design this way there is no need to erase

If your not sure what they are just sketch them in roughly you can add detail later  
It's important not to get into too much detail at the start

Always put your design on a ground line so you can balance the proportions  
and give it a stance whether its a vehicle, machine etc.



**Sperone Westwater Gallery**

**BUFFER ZONE**  
that protects the gallery space from extreme temperature and street noise outside

**Back EAST**

**The 15 by 20-foot elevator,** room-like space, is to extend the gallery space

**Front WEST**

**The DAYLIGHT,** which comes through the backside windows, is controlled by the blinds

